

## **Greenway Parent/Carer Questionnaire 2016**

### **Executive Summary**

#### **Introduction**

The Governing Body took a different approach to its annual parent/carers survey this year in a bid to reduce workload on analysis; to continue to seek narrative comment and feedback from parents/carers; to drive responses to OFSTED's Parent View; and to retain data over consistent and key survey topics.

For several logistical reasons (and predominantly because of the scale of task that still exists in reading and analysing 130 sets of detailed comments about what Greenway does well and a similar number on what could be done to improve further) it is highly debatable as to whether workload on analysis was reduced. However all other aims were met successfully.

#### **Key data findings**

In particular, despite a smaller sample size for responses to the 12 core OFSTED Parent View statements, the data trend is remarkably consistent with outcomes from the same or comparable statements in Greenway's own surveys of previous years. Strong leadership, pupil happiness and safety, plus behaviour management remain at the top of the leader-board for positive responses. Indeed all these statements, together with one about how well school looks after its pupils, elicited a 100% positive responses this year.

Also, while the positive rating for no statement fell below 70%, (ignoring 'don't know' responses) the two least positive statements (i.e. those with the highest rate of 'disagree' and/or 'strongly disagree' responses) continue to relate to homework (at 17% negative) and information provided on pupil progress (at 9% negative).

Equally, once again in 2016, the overall lowest positive statement (at 70% positive) relates to the management of bullying/inappropriate behaviour. As for last year, this is, however, almost exclusively accounted for by a high 'don't know' response, with only 1 parent/carers responding negatively.

The final data question asks whether parents/carers would recommend Greenway to another parent. This year we collected data in both the Parent View survey and in our own Greenway survey. Parent View was 100% positive (from 54 responses) while the higher Greenway sample (from 158 responses) still provided a very satisfying 99% positive result.

#### **Key findings from parent/carers comments**

**Ethos** - The 'nurturing ethos of the school' was, as ever, the strongest theme in comments left by parents/carers this year. They spoke of the inclusive nature of the school and of the outstanding focus on pastoral care and social development that was helping their children to grow as individuals and to develop a love of learning.

The school's delivery of a safe learning environment and the pleasure that pupils had from attending school was also frequently mentioned, as was a sense of 'belonging' and 'community spirit'. Respectful, polite behaviour was also the subject of numerous

comments in this theme with a number of parents/carers reflecting back the mantra that 'the child is at the centre' of everything Greenway does.

*"We love this school and the huge part it plays in our lives." (Reception & Year 2 parent/carers)*

**Provision of Education** – Dedicated staff and high quality, aspirational teaching for all (including additional support where needed) featured strongly in this year's comments, with a significant number praising the 'varied' and 'inspirational' nature of the curriculum. Many specifically highlighted the joy for pupils that the Space topic and Arts Week had delivered.

Praise was also noted this year for a perceived improvement in the quality of teaching in PE, which, along with increased extra-curricular provision and competition, had been very favourably received. As might be expected from the overwhelmingly positive feedback on ethos, a number of comments also specifically praised the teaching of life skills (associated with SMSC and PSHE), noting Greenway's ability to 'tackle difficult topics well'.

*"It is a happy school which the children enjoy attending and where the teachers enjoy giving their absolute all to ensure this. There isn't enough space...to say how highly I regards this school, the teachers and Mrs Ellwood. They are outstanding." (Year 1 parent/carers)*

**Leadership** – Data shows the impressive extent to which parents/carers believe Greenway is well managed and led and their comments support those findings. They talk of 'partnership' and an 'open culture' where leaders (from the Head and Deputy as well as the Senior Leadership Team and Governing Body) are visible and effective.

*"Greenway is a fantastic school. There is a real sense of home and school partnership" (Year 4 parent/carers)*

**Communication** – Newsletters, emails and texts were said to be comprehensive, effective and mostly timely, allowing parents/carers to engage fully with all that Greenway has to offer. Targeting of messages were said to have improved and 'reminder texts' were praised as useful. There was also praise for the role played by the 'wonderful office staff' in supporting day-to-day school communication.

In addition, parents/carers acknowledged the value they place on comprehensive levels of communication which help them to monitor and support their child/rens' progress at school and to be alert to any issues.

### **Strengthening Greenway**

A number of parents/carers recognised that with such overwhelmingly positive feedback, seeking areas for improvement was a question of 'marginal gains' only. School leadership is grateful for this reassurance, but has viewed all comments and suggestions provided with the aim of delivering progressive and continuous improvement.

How to deliver more extra-curricular opportunity will be given particular thought, as will the question of how best to ensure and communicate that all pupils, including our highest achievers, are taught to stretch themselves and learn without boundaries.

## Detailed Report

### Questionnaire Format and Structure

The annual Parent/Carer survey was conducted using Survey Monkey and Ofsted's Parent View in the last two weeks of March 2016. This year, instead of conducting our own detailed survey across 23 statements and seeking a separate set of responses for each child, we asked our parents/carers to complete one survey per family, telling us simply which Year groups their child/ren was/were in; whether they would recommend Greenway to another family; what they thought Greenway did particularly well; and what they thought could be done to improve Greenway further. We then provided a link to Ofsted's Parent View Survey and asked them to complete that survey in addition.

We were enabled to take a change in approach because of the consistently very high positive response rates from previous years. Last year, responses for those who 'strongly agreed' or 'agreed' a statement were as high as 98.6% ('I think the school is well led and managed'), and 14 of the 21 statements achieved positive responses from over 90% of respondents. Even the lowest positive response rate last year (77.4% for the statement 'Greenway responds effectively to instance of inappropriate behaviour') only had a 6% rate of negative response, with the remainder of responses recorded as 'Don't know'. In this context, the findings were providing only limited insight and the Governing Body agreed that a different approach could be taken.

Responses as to whether or not a family would recommend a school is, of course, open to interpretation, but this has typically been viewed as a useful overall measure of parent/carers satisfaction and was a question we chose to retain in our survey this year. Also, with such consistently positive data, the real insight has previously come for us in the parent/carers comments left when responding to the final two questions, and so these were also retained this year.

In addition to our own survey, we asked parents/carers to follow the link provided and complete Ofsted's Parent View survey. That seeks responses to 12 statements (including the one about recommending 'this school'); 9 of which are exactly the same as the ones we have previously used in our own surveys, while the remaining 3 cover the same issue as ours did, but ours used slightly different language to tailor the statement to Greenway.

The decision to change our approach this year, was taken by the Governing Body, following discussion at and with the support of Parent Forum, on the basis that, in the context of previous findings: limited benefit was being provided by maintaining our own detailed survey; and that mechanisms like Parent Forum were now proving to be easily as valuable in identifying the 'marginal gains' that school was seeking to drive improvement. In addition, the Governing Body was aware that despite requests, responses to Ofsted's Parent View Survey had remained too low for a profile to be publishable online. It was anticipated that by reducing the burden to complete our own survey in full, parents/carers may instead be prepared to log on and complete the Ofsted Parent View version.

## Response Rate(s)

A covering letter was emailed to all parents explaining the purpose of the survey and the changes made this year. A link to the survey in Survey Monkey was provided in the email and parents/carers were advised that a further link to Ofsted's Parent View survey would appear at the end of our own survey.

Parents/carers had just over 2 weeks to respond and additional prompts were sent out via Parentmail text. Class representatives were also provided with the response data after the survey had been open for 1 week and asked to remind parents/carers to complete a copy of the survey. Informal feedback has suggested that Class Representatives did not send out the reminder prompt in every class/year.

The actual number of final responses received for our own Greenway survey 2016 was 158, covering 236 pupils. With 249 families in the school that is a response rate for families of 64%. Using the number of pupils covered by a response (as is comparable with previous years), the overall response rate this year is 62% (compared with 75% in 2015 and 74% in 2014). The response rate break down (by pupils covered) were as follows:

Year	No of pupils in the Year	Final Responses (Count)	Final Responses (%age of Year)*
<b>Nursery</b>	26	4	15%
<b>Reception</b>	37	24	65%
<b>Year 1</b>	30	29	83%
<b>Year 2</b>	30	16	53%
<b>Year 3</b>	88	58	66%
<b>Year 4</b>	60	34	57%
<b>Year 5</b>	60	43	72%
<b>Year 6</b>	53	32	60%
<b>TOTALS</b>	<b>384</b>	<b>236</b>	<b>62%</b>

\* Final responses are calculated by including only those data for which the respondent answered more than just the first question (which asked about the year groups in which the respondent had a child/children).

During the same period, the Ofsted Parent View online survey received 51 new responses; it already had 3 registered and current (i.e. left in this academic year) responses, though these findings were not visible, as the threshold (of 10 responses) for publication had not been met. Findings for Greenway are now published on Ofsted's Parent View site, showing 54 responses to all 12 statements. These findings cannot be broken down any further as Parent View does not ask about the year group in which respondents have children. It is also possible (as it is with our own survey) that more than one parent/carers can complete the survey. However, unlike our survey, it is only possible for each registered respondent's responses to count once (as any subsequent attempt to log-on and complete the survey in the same academic year simply over-writes any previous set of responses given).

### Survey Sources, Findings Format & Summary

The sources and subject of 2016 survey data analysed in this report are as follows:

	Statement	2016 Data Source	Parent View 2016 % 😊	Greenway 2015 % 😊
1	My child is happy at this school	Parent View	100%	97%
2	My child feels safe at this school	Parent View	100%	97.8%
3	My child makes good progress at this school	Parent View	90%	89.1%
4	My child is well looked after at this school	Parent View	100%	91.9%
5	My child is well taught at this school	Parent View	96%	95.5%
6	My child receives appropriate homework for their age	Parent View	82%	84.2%
7	This school makes sure its pupils are well behaved	Parent View	100%	97.7%
8	This school deals effectively with bullying <sup>1</sup>	Parent View	70%	77.4%
9	This school is well led and managed	Parent View	100%	98.6%
10	This school responds well to any concerns I raise	Parent View	92%	91.3%
11	I receive valuable information from the school about my child's progress	Parent View	90%	86%

	Statement	2016 Data Sources	Greenway 2016 Yes	Parent View 2016 Yes	Greenway 2015 Yes
12	Would you recommend this school to another parent?	Parent View & Greenway	99% (156 of 158)	100% (54 of 54)	96.5% (245 of 254)

<sup>1</sup> The nature of the statements makes the findings comparable across both surveys but the words used in each are notably different (see Analysis for detail).

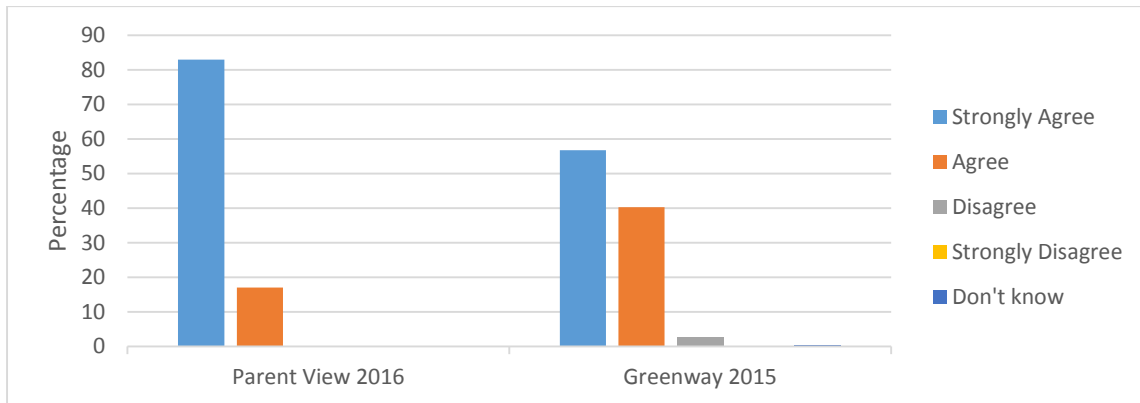
Statement		2016 Source
13	What do you think Greenway does particularly well or what do you like most about this school?	Greenway
14	Do you have comments about things you think we could improve upon at Greenway?	Greenway

In the analysis that follows, comparable data from Greenway's 2015 survey is shown alongside those from the Parent View survey this year. However, it must be kept in mind that while this is helpful in viewing broad trends, the Parent View survey this year received 54 responses, compared with over 250 responses to each question in last year's Greenway survey.

Although data for the first 11 statements were only collected from the Parent View survey this year, the topics they cover were also included in comments left by parents/carers who responded to the Greenway survey. These comments provide insight and add considerably to the data findings.

## Survey Findings Analysis

### 1. My child is happy at this school



100% of the 54 Parent View respondents gave a positive response to this statement. This compares favourably with the same statement in last year's Greenway survey where 97% (of 273 respondents) either strongly agreed or agreed.

As one might expect, parent/carers comments on this subject echo the overwhelmingly positive data, making the following examples typical:

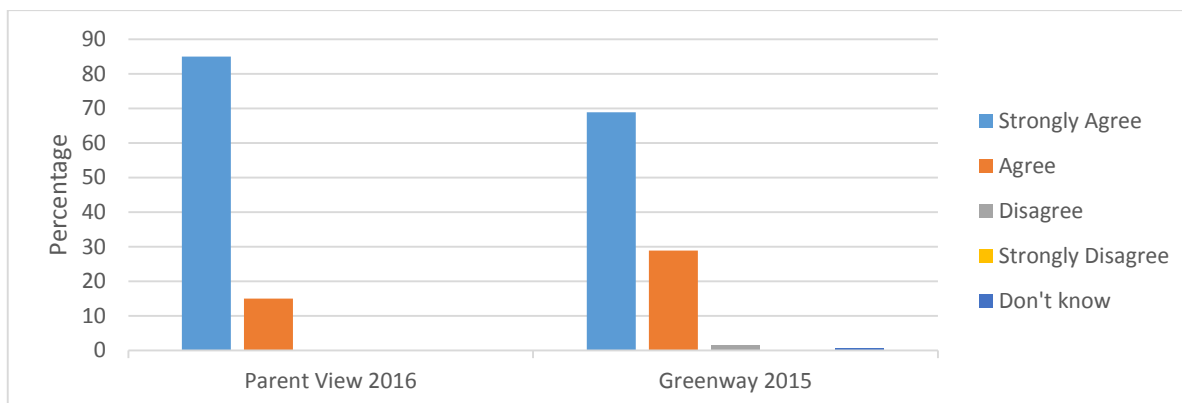
*"My children are happy and thriving which is all I could want from school"* (Year 5 parent/carers)

*"The children go to school happy, adore their teachers and are thriving."* (Year 1 & Year 4 parent/carers)

[The best thing about Greenway is]...*"happy and thriving children"* (Year 2 parent/carers)

*"Growing happy, confident and well-balanced individuals is as much a priority as pushing academic attainment. Children are at the centre of everything Greenway does"* (Year 5 parent/carers)

## 2. My child feels safe at this school



100% of the 54 Parent View respondents gave a positive response to this statement. This compares favourably with the same statement in last year's Greenway survey where 97.8% (of 273 respondents) either strongly agreed or agreed. Furthermore, 85% of this year's respondents 'strongly agreed', making this the joint most positive statement in the survey (alongside Statement 9. This school is well led and managed).

'Safe', 'secure' and 'confident to take risks' were all phrases used by parents/carers in the comments they left. Typical amongst them were:

*"Greenway provides a caring, supportive, nurturing and safe educational environment for children and parents alike"* (Year 4 & Year 5 parent/carer)

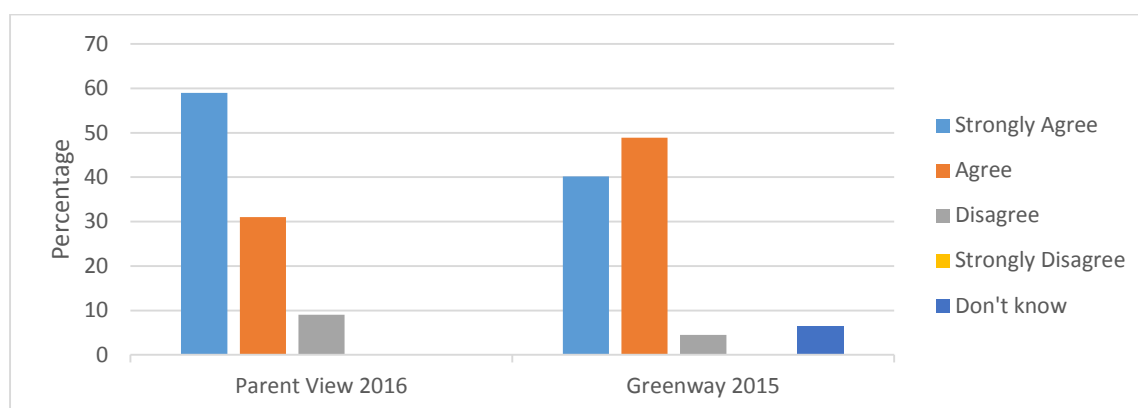
*"Children develop well, feel safe and are very well integrated across year groups"* (Year 5 parent/carer)

*"My children feel safe, secure and listened to"* (Year 4 & Year 6 parent/carer)

*"The children love school, they feel happy, safe and a real belonging – they have great experiences....I don't think it could be better"* (Year 3 parent/carer)



### 3. My child makes good progress at this school



90% of the 54 Parent View respondents were positive about this statement. This is comparable with the same statement in last year's Greenway survey where 89.1% (of 266 respondents) either strongly agreed or agreed. The proportion of respondents who disagree that their child is making good progress has increased (from 4.5% last year to 9% this year); 0 respondents used the 'Don't know' option this year, compared with 17 (6.4%) last year.

It is likely that among those parents/carers who disagreed with this statement were the nine who said that maths teaching in particular could be more stretching and the five who directly mentioned the move away from streaming in English and Maths in their comments. While most prefaced their comments with an understanding of the reasons for the change, they nevertheless felt that there had been a fall in the challenge their child/ren experienced, and were seeking information about impact for the brightest pupils, as follows:

*"Not streaming is fine but the focus of all school messaging is usually on how this has positively impacted the overall class results - has it also had a positive impact on those who used to benefit from being in a group that was streamed?"* (Year 1 parent/carers)

Conversely, our pupils tell us that they do work hard and are challenged in lessons (see the analysis for statement 5 and the Pupil Survey findings). Addressing the positive aspect of removing streaming (which was directly commented on by one parent/carers) and covering progress in general, the following parent/carers comments were typical:

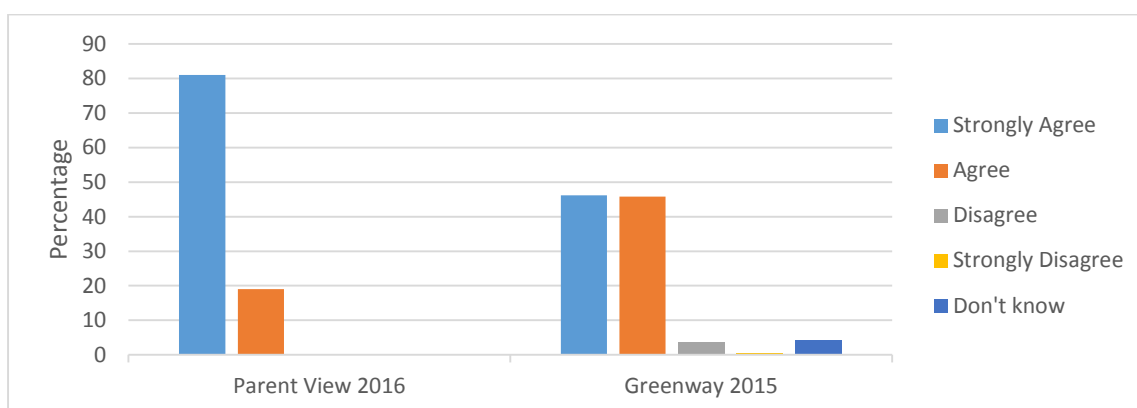
*"Both our children have progressed incredibly well at Greenway and are very happy there. We have seen a big improvement in our son's work and most importantly self-confidence since streaming of classes was changed"* (Year 2 & Year 4 parent/carers)

*"I think Greenway creates a great atmosphere for learning and development through a wide range of opportunities for the children to participate in"* (Year 3 & Year 6 parent/carers)

[I like that Greenway]... *"Strives for high achievement for all"* (Year 2 & Year 6 parent/carers)

[What I like best about Greenway]... *"A relentless pursuit of excellence. Whether a child is 'gifted' or has 'special needs' every child matters and the school strives for the best outcomes for each child"* (Year 4 parent/carers)

#### 4. My child is well looked after at this school



100% of the 54 Parent View respondents gave a positive response to this statement. This compares very favourably with a similar statement in last year's Greenway survey where 91.9% (of 273 respondents) either strongly agreed or agreed. This year no respondents to Parent View disagreed or strongly disagreed the statement (unlike last year in the Greenway survey where 4% (or 11 respondents) did). It should however be noted that the Parent View statement is not exactly as was asked in the 2015 Greenway survey; there the comparable statement was 'Greenway understands and responds to my child's needs'.

The extent to which Greenway cares for the wellbeing of its pupils and tailors that care to each one individually, was a consistent theme in very many of the comments left by parents/carers who clearly also view this as critical to their child's learning. The following are typical of the many such comments:

*"It is a caring school that values each and every pupil"* (Year 1 parent/carers)

*"The school, as ever, remains friendly and warm, providing an excellent learning environment for children to learn"* (Year 4 parent/carers)

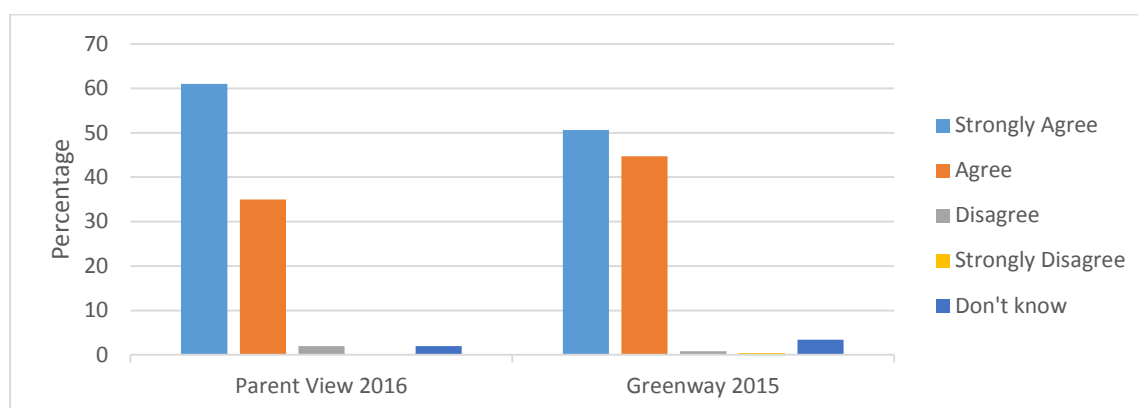
*"Although academic achievements are obviously important, the wellbeing of the children is key and at the heart of all the school does which makes for a great foundation for learning"* (Reception & Year 3 parent/carers)

*"Teachers and teaching assistants are utterly dedicated and make time to get to know children"* (Year 1 & year 4 parent/carers)

*"Staff are friendly, approachable and definitely put the child first. Always willing to go the extra mile"* (Reception & Year 3 parent/carers)

*"Truly cares about the development and wellbeing of the child"* (Year 5 & Year 6 parent/carers)

### 5. My child is well taught at this school



96% of the 54 Parent View respondents gave a positive response to this statement. Taking 'rounding up' into account, this directly compares with findings for the same statement in last year's Greenway survey where 95.5% (of 266 respondents) either strongly agreed or agreed. A tiny percentage (just 1 of the 54 respondents in 2016 compared with 3 of 266 respondents in 2015) continue to express concerns how well their child is taught at school. A tiny percentage also continue to say that they 'don't know' how well their child is taught.

Findings for the relevant statement in the Pupil Survey ('I am expected to work hard in lessons') are worth noting here. Overall, our pupils gave a 98.6% positive rating to that statement, with the outcome rising to 99.4% (from 335 responses) if the small sample of ten Nursery respondents is removed from the data (i.e. only 1 pupil in Year 6 and 1 pupil in Year 4 do not think they have to work hard in their lessons). Insight to this overwhelmingly positive data response is also given by the 97 comments from pupils who rated 'lessons' as one of the things they like best about Greenway. This was the highest theme mentioned by a very long way, with 'friends' coming next (with 57 comments).

Comments left by parents/carers on this subject were all in praise of the standard of teaching and education provided by Greenway. The following are typical of the many comments on this topic:

*"The teachers and support staff are amazing and work tirelessly to provide care and education (on all levels) that is supportive, interesting and inspiring"* (Year 5 parent/carers)

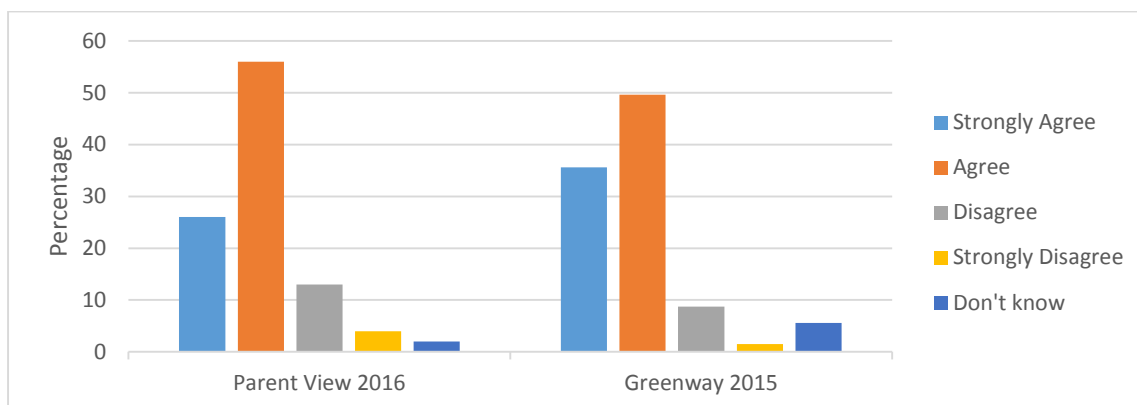
*"The standard of teaching and range of subjects that my child covers at Greenway is exceptional"* (Year 5 parent/carers)

*"Standard of teaching is excellent and both my children look forward to going to school every day"* (Reception & Year 2 parent/carers)

*"The teaching staff are fantastic, extremely committed, passionate and supportive of our children's learning and development"* (Year 1 & Year 3 parent/carers)

*"The calibre of teachers is incredibly high. They are very good at singling out individual children for extra help when needed"* (Year 1 & Year 5 parent/carers)

## 6. My child receives appropriate homework for their age



82% of the 54 Parent View respondents gave a positive response to this statement. This elicited the least positive finding in the survey. It also resulted in the most negative response with 17% (or 9 of 54 respondents) either disagreeing or strongly disagreeing. A further 2% 'didn't know'. The profile of findings from the Greenway survey in 2015 was strikingly similar, with an overall 84.2% positive rating and 10.2% negative rating (from 266 respondents).

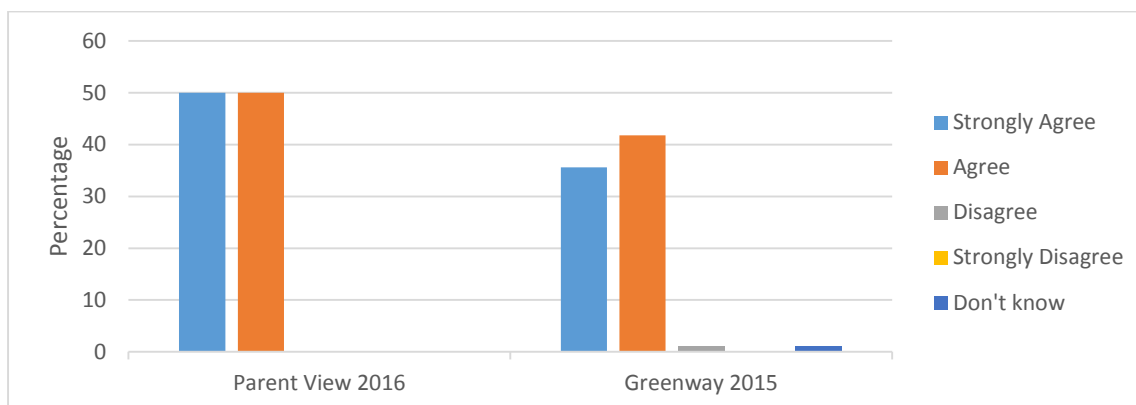
Comments left in the Greenway survey this year suggest that once again opinion on homework is divided. Of the fifteen comments that directly mention homework, all are in response to the request for information about how Greenway can improve further.

Two comments asked for more homework (and for both the suggestion was that volume is 'inconsistent' in terms of a perception that more is given in the middle years and less in the upper years) while six asked for less or no homework at all.

One comment asked school to think about how it might best innovate with regards to homework, to allow 'distant parents' to help and engage more frequently. However, another five comments raised concerns about the setting of computer based homework and three specifically mentioned Mathletics. Here, parents/carers commented on a lack of access to a computer at home; lack of subject preparation in class; lack of targeting/tailoring/stretch; lack of pupil understanding about how it should be completed; and lack of understanding about how it would be marked and fed back.

It should be noted that 'Mathletics' was amongst topics discussed at Parent Forum at its meeting in February 2016. Minutes from that meeting cover the discussion and the action that was agreed.

## 7. This school makes sure its pupils are well behaved



100% of the 54 Parent View respondents gave a positive response to this statement. This compares favourably with last year's Greenway survey where 97.7% (of 264 respondents) either strongly agreed or agreed with the statement 'Greenway encourages and expects excellent behaviour'.

This is particularly pleasing and reflects findings gathered through Parent Forum and Pupil Voice as part of the annual review of the Behaviour and Anti-Bullying Policies. Although the sample this year is significantly smaller than last year, the lack of negative and 'don't know' responses may also corroborate the view that effective behaviour management is increasingly more visible in the classrooms as well as to our parents/carers.

'High values' and 'respectful, friendly and polite behaviour amongst pupils' are mentioned in numerous comments left in the Greenway survey. The following comments are all typical of many on this topic:

*"Pupils are taught to behave well and are a credit to Greenway"* (Year 5 parent/carer)

*"Behaviour - Ladder of Consequence and shoot for the stars (or similar) provides consistent framework for children which seem right balance"* (Year 3 parent/carer)

[I like best about Greenway...] *"The emphasis on bringing up well adjusted, kind children who understand the values of the school and live them"* (Year 1 & Year 3 parent/carer)

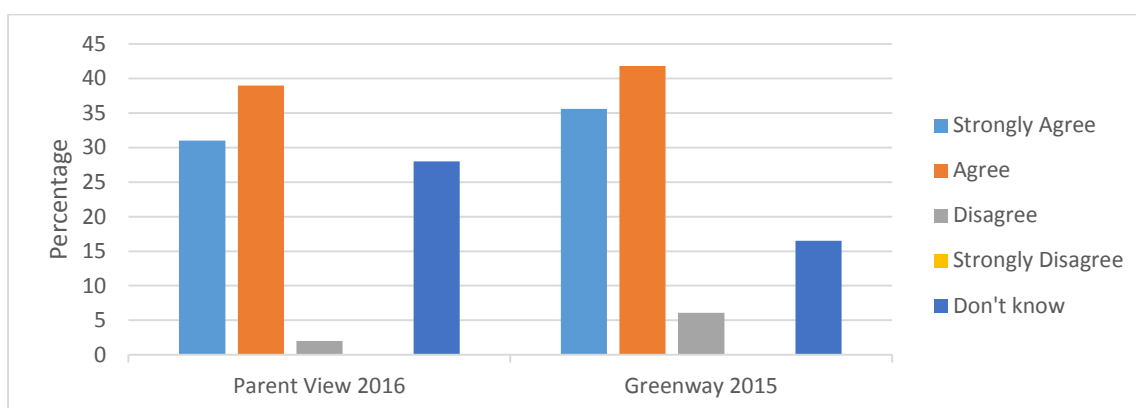
*"It has a very friendly, relaxed environment where pupils can learn and develop their skills without missing the respect for the rules and others"* (Year 3 parent/carer)

*"From my experience the children are usually very kind to each other and very open and accepting"* (Reception & Year 4 parent/carer)

*"Friendship issues are dealt with extremely well..."* (Year 6 parent/carer)

*"I like the ladder of consequences and that boundaries are set and consistently applied"* (Reception & Year 3 parent/carer)

### 8. This school deals effectively with bullying



70% of the 54 Parent View responses to this statement were positive with a further 28% responding 'don't know'. The comparable statement used in last year's survey did not specifically mention bullying. It said 'Greenway responds effectively to instances of inappropriate behaviour', to which there was a 77.4% positive response (from 261 respondents). Across both surveys there is a relatively high rate of 'don't know' responses and a tiny percentage only who respond negatively. Although the size of sample is not comparable and the statements are not identical, it is worth noting that last year 16 respondents (of 261, or 6.1%) disagreed with the statement, while this year only 1 (of 54, or 1.8%) did.

Comments about the high standards of pupil behaviour, noted for the previous statement (7. This school makes sure it's pupils are well behaved), are equally relevant here. It is also relevant to note a couple of comments which specifically praise school for its PSHE (Personal, Social, Health & Emotional) teaching and teaching about kindness to one another.

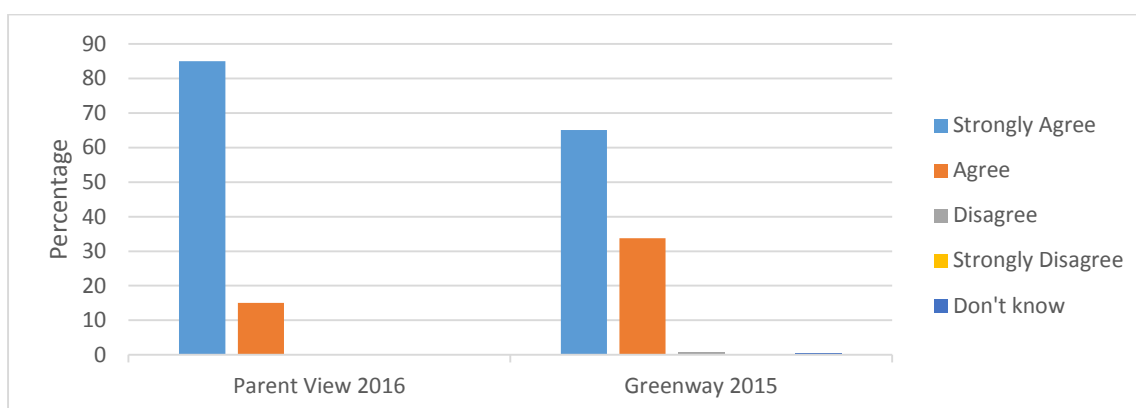
*"Inclusive caring school... Good focus on reward, recognition. Not afraid to tackle difficult subjects in PSHE" (Reception & Year 3 parent/carer)*

*"It seems to be very inclusive in its approach, encouraging children to accept each other as individuals" (Year 4 parent/carer)*

Of six comments that raise concerns about behaviour, four specifically use the word 'bullying' while the other two use the term 'low level issues'. In all six, the implication is of generally poor behaviour that is difficult for pupils to manage and disruptive, rather than anything that is causing persistent physical or emotional harm to their child. Of these comments, four were from parents/carers with children in Year 5.

One of the six comments additionally added a concern that communication with parents tends to concern the 'incident' and not necessarily the action taken to resolve it.

### 9. This school is well led and managed



100% of the 54 Parent View respondents gave a positive response to this statement. This represents an improvement on an already very positive statement in last year's Greenway survey where 98.6% (of 261 respondents) also either strongly agreed or agreed.

Last year, this was the strongest positive statement in the survey. This year it is notable that as well as achieving a 100% positive rating, 85% of the 54 respondents 'strongly agreed' the statement (compared with 65% last year), making this the joint most positive response in the survey (alongside Statement 2. My child feels safe at this school).

As expected from such a strongly positive data response, there was a raft of comments to support the view that Greenway is well led and managed. The following were typical of the comments provided:

*"Very dedicated teaching staff led by a highly visible senior leadership team who are always approachable and receptive to ideas"* (Year 5 parent/carer)

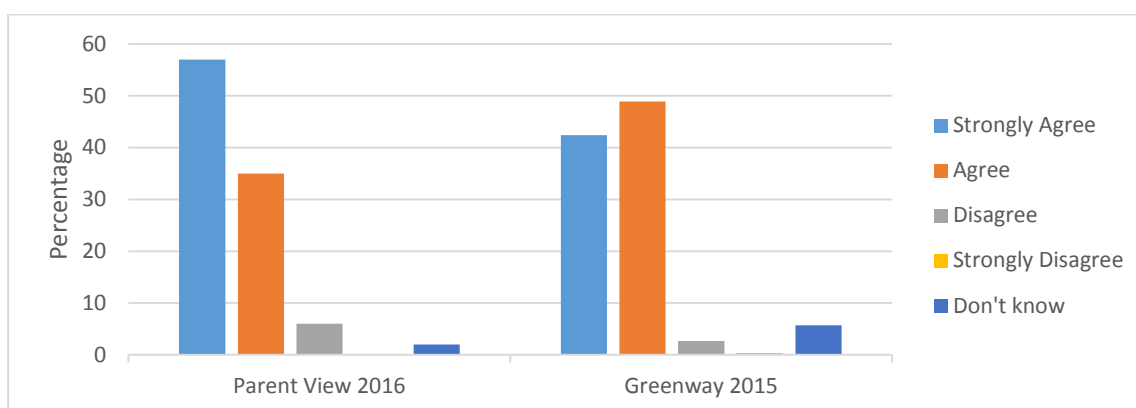
*"The head provides strong leadership and the governing body is focused and effective"* (Nursery & Year 3 parent/carer)

*"The Head Teacher with the assistance of the School Governor's, demonstrate strong and valid leadership at all times"* (Year 1 & Year 3 parent/carer)

*"The lines of communication are extremely clear and professional from top down and this really helps ensure both parents and teachers are all supporting the children in the same way"* Year 1 parent/carer

*"Greenway is an extremely well run school, with great teachers"* (Year 4 parent/carer)

*"It is well lead by an open and honest head teacher who always demonstrates a strong responsibility towards both her staff and pupils and promotes a healthy attitude to learning and school life"* Year 5 parent/carer

**10. This school responds well to any concerns I raise**

92% of the 54 Parent View respondents gave a positive response to this statement. This is a comparable finding with the same statement in last year's Greenway survey where 91.3% (of 264 respondents) either strongly agreed or agreed. The difference in sample sizes means that conclusions must be viewed with caution, though it is notable that the tiny percentage who 'disagree' has risen this year (from 3% (or 8 of 264 respondents) last year to 6% (or 2 of 54 respondents) this year).

No comment detailed how the school had dealt with a specific concern. However, very many mentioned 'parental inclusion', 'partnership', 'listening well' 'approachability' and 'visibility which all support the very strongly positive data finding around school's responsiveness to issues. The following comments were typical:

*"It has an open culture - you can speak to anyone, at anytime, about any concerns or worries you may have"* (Year 1 & Year 5 parent/carers)

*"Involves parents to the right degree"* (Reception & Year 3 parent/carers)

*"Greenway is a very child focused, family friendly and inclusive school, where everyone is made to feel welcome! Staff are particularly approachable and know the children very well as individuals"* (Year 5 parent/carers)

*"Very dedicated teaching staff led by a highly visible senior leadership team who are always approachable and receptive to ideas"* (Year 5 parent/carers)

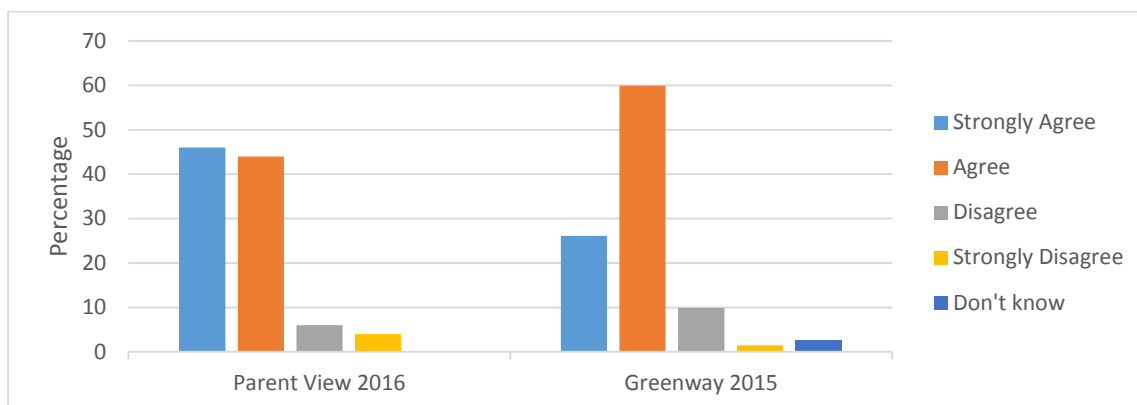
*"Great communication and collaboration with parents"* (Year 4 & Year 6 parent/carers)

*"The teaching is great, and all staff are really approachable"* (Year 3 parent/carers)

*"[I like best] "...the head and deputy make themselves available and are approachable"* (Year 6 parent/carers)

*"[The teacher] "...always promptly replies to emails (often on a Sunday). Thank you!"* (Year 5 parent/carers)



**11. I receive valuable information from the school about my child's progress**

90% of the 54 Parent View respondents gave a positive response to this statement. This compares favourably with a similar statement in last year's Greenway survey where 86% (of 264 respondents) either strongly agreed or agreed, particularly as the percentage 'strongly agreeing' has risen sharply from 26% (69 of 264 respondents) last year to 46% (25 of 54 respondents) in this year's Parent view survey. The proportion responding negatively remains broadly the same (11.4% last year to 10% this year) while this year no parents/carers said that they 'don't know' compared with 2.7% (or 7 of 264 respondents) last year.

Although this is one of only two statements to receive any 'strongly disagree' responses in the Parent View survey, only one relevant comment was recorded by parents/carers, as follows:

*"Main negative issue is that we have no idea how our children are doing relative to their peers – and this will make the decision about which is the right secondary school for them difficult"* (Year 3 parent/carer)

Conversely, and in line with the overwhelmingly positive data, a number of parents/carers specifically noted communication on learning and progress as one of the things they considered to be a particular strength for Greenway. Their comments were as follows:

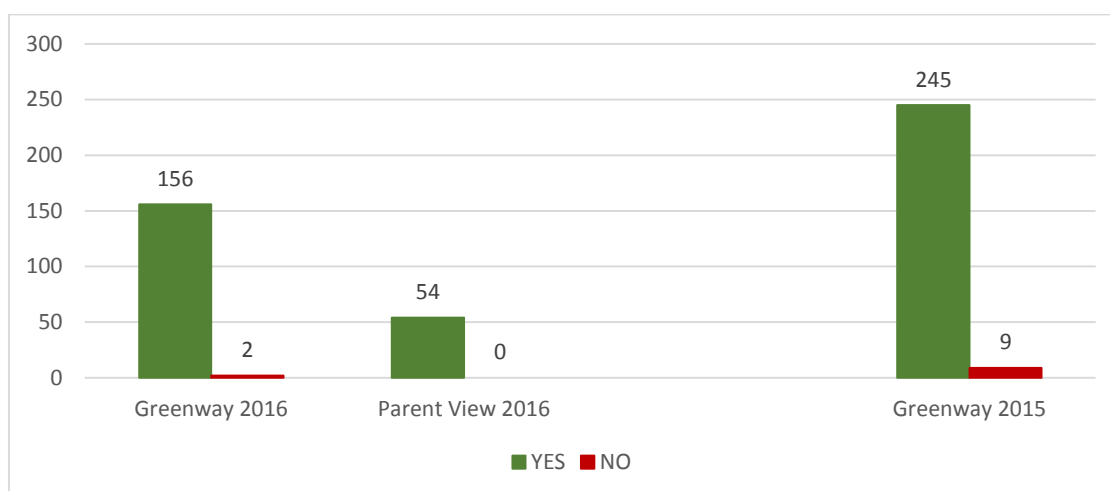
*"The school does well to ensure we know what our children need to do to make progress and our children know what they need to do too"* (Year 4 & Year 5 parent/carer)

*"The teachers are brilliant, there is a real sense of home and school partnership"* (Year 4 parent/carer)

*"Great teachers, always ready to listen, friendly. Regular feedback and good communication"* (Year 4 parent/carer)

*"If there are areas where my child needs extra help, the school identifies them and works hard to improve them with our knowledge and support"* (Reception & Year 3 parent/carer)

*"The lines of communication are extremely clear and professional from top down and this really helps ensure both parents and teachers are all supporting the children in the same way"* (Year 1 parent/carer)

**12. Would you recommend this school to another parent?**

100% of the 54 respondents to Parent View and 99% of the 158 respondents to our own 2016 survey say 'Yes' they would recommend Greenway to another parent/family. This compares favourably with the same statement in Greenway 2015 survey when 96.5% (or 245 of the 254 responses) were 'Yes'.

The actual number of responses this year is clearly much smaller overall than last year, however, this year we sought (as does Parent View) just one response per family, while in the past we have sought a response per child. Given that parents are unlikely to provide a different response to this question (which is about the school rather than their child's individual education or experience), it is reasonable to assume that the data for this year and last are comparable.

As might be expected, given the overwhelmingly positive data, there was also a raft of comments in praise of Greenway, such as:

*"Greenway is a fantastic school!"* (Year 4 parent/carers)

[Greenway is] *"Always moving forward"* (Year 1 & Year 6 parent/carers)

*"There isn't enough space in this box for me to say how highly I regard this school, the teachers and Mrs Ellwood. They are outstanding."* (Year 1 parent/carers)

**13. Please let us know what you think Greenway does particularly well or what you like most about this school**

A total of 130 parents/carers (covering over 200 pupils from Nursery to Year 6) left unprompted detailed comments in response to this statement. Most covered more than one theme. The following were specifically mentioned:

**...50 times or more**

- \* **Nurturing ethos** – including the caring, inclusive nature of the school with a strong focus on social development
- \* **Dedicated teaching staff** – who were said to be approachable, kind, patient, supportive and positive; creating a safe learning culture

**...30 times or more**

- \* **Pupil attitude** – happy and secure children who enjoy coming to school each day and who relish their learning opportunities
- \* **Expansive curriculum** – which was said to be varied; fun; inspirational and imaginative. The Space topic and Arts Week were specifically mentioned by many
- \* **Community ethos** – covering the friendliness of school, the sense of belonging that pupils and their parents/carers have and the community spirit
- \* **Aspirational teaching** – where high expectations, achievement and progress were delivered for all through teaching focussed on each individual child

The teaching of **respectful pupil behaviour** and the consistent use of behaviour management with clear boundaries, rewards and sanctions also featured in many comments. So too did appreciation for perceived improvements in the quality and quantity of **PE lessons, extra-curricular sport and competitive opportunities**, with several specific comments about the value added by having a **Sports Apprentice**.

**14. Please provide any comments you have about things you think we could improve upon at Greenway**

A total of 111 parents/carers (covering around 180 pupils from Nursery to Year 6) left unprompted detailed comments in response to this statement. A tiny minority of respondents provided comments on a range of themes; the vast majority only commented on a single issue or provided a single suggestion. The following themes were specifically mentioned:

**...10 times or more**

- \* **More extra-curricular sport** – while the majority of these comments acknowledged ‘impressive improvements’ in PE and Sports provision at Greenway over recent years, many were keen for momentum to be maintained, and for further opportunities to be given, particularly for ‘b team’ players and for younger pupils.
- \* **More stretch** – the majority of these comments were specifically about maths and most attributed their comments to the decision to stop streaming. While most acknowledged that such an approach worked for the global good of the class, almost all sought to understand the impact that non-streaming had had on the highest achievers, as their own perception (based on feedback from their child/ren) was that it had been detrimental.
- \* **Do nothing different!** – the comment *“I can think of nothing; the school does a great job”* was typical here.

**...5 times or more**

- \* **More extra-curricular (non-sport)** - examples of the types of clubs suggested included chess, debating, art, dance and music.
- \* **Late and inconsistent communication** – these responses tended to come from parents/carers with children in Year 3 or below who said that more timely and consistent communication would help them book events in diaries and support events (even if their child/ren were not involved).
- \* **Less homework** – some suggested that no homework should be given at all, though most acknowledged that homework-setting this was probably DfE determined.
- \* **Improve the quality of school lunches** – this topic ranked highly, particularly when the request for more flexibility (to opt in and out) was included. One parent asked whether school could have its own vegetable garden to supply the kitchen.
- \* **Less computer-based homework** – comments suggested that this approach was too remote and did not allow for parental engagement; was difficult without access to a computer (it did not work well on iPad); failed to offer proper feedback; and was repetitive. ‘Mathletics’ was specifically mentioned in most comments and most comments were from parents/carers with a child in Year 4.