


Dear Beech Class,

Can you see what it says on the Whiteboard? Since lockdown I have been working at home – but I went into school last week for the first time since we left. It was very, very strange being back after so long. As you might remember, we had to leave school quite suddenly, so the classroom was just as we'd left it. Our Stonehenge artwork was still on the drying racks, your science books were still open in your table trays – and your table caddies were still a bit of a mess!! ;0)




What struck me was the date on the whiteboard: Friday 20th March 2020 ... the day we left - 10 WEEKS AGO!

CAN YOU BELIEVE IT??


As you may know, school will be re-opening this week for some year groups – you may have a brother or sister returning. And if your parents are key workers, you may be returning yourself! I am looking forward to welcoming all of Year 3 back very soon and hope this won't be too long.

One other thing I spotted in the classroom was our plants investigation! Before we left school we had set up an investigation to find out what plants need to grow. We had planted seeds under different conditions: with no water, no soil, no air and no sun. We also had a control plant. We had been observing growth and the investigation so far (after 2 weeks) had revealed that all plants were growing – the tallest were the plants with no sunlight – however they were funny colour! When I went back to school, having not looked after them for 9 weeks!, I discovered that all of them had died!



.... That is EXCEPT one of the plants that had NO AIR!

When I removed the plastic, it looked really strong and a healthy colour!!!



Whilst it's a shame that we didn't manage to complete our investigation properly, we do still have some quite interesting results:

- We can say that plants need water to grow.
- We can say that plants can grow whilst in a plastic bag.


You might remember that at the time we discussed whether or not there was any air trapped in the plastic bags – and if this would have an impact on our results. We tried to remove the air by sucking it with a straw, but decided that there may possibly have been some air left inside. What can we conclude from our results? If you would like to write a conclusion (what our accidental results told us), please send it to me!

I know that you have been keeping very busy and I have loved seeing many of the fantastic examples of your home learning. Remember you can send me your lovely learning at any point by asking a grown up to help you email me.



In between getting everything ready for going back to school, I have continued to go to the woods a lot – and have made some nettle soup from nettles I have collected! In your home learning pack you will discover all about my nettle soup adventures – and how to make it! I can assure you that you definitely **DON'T GET STUNG** when you eat it! (and it's very delicious).

Whilst some of you might have had 'mummy or daddy haircuts' over the last few weeks whilst you can't go to the hair dressers (I have been busy cutting my family's hair!), our dog Stanley was able to go to the Hair Salon! He came back wearing a very smart bow tie! I'm not sure he'd have looked quite so smart if I'd have tried to cut his hair...!



I hope you have been busy collecting plastic tops for our whole school mural. Thank you all of you who have sent me your design ideas – please keep them coming! Remember, you can collect ANY plastic tops of any size, not just bottle tops: so, plastic lids of plastic jars are great! I can't wait to get started on creating this and hope very much that you all will help me!

Please do email me with your news and send me examples of your learning. You're doing so well and I'm really proud of you for having a go at all the activities. Keep going!

Take care,

Mrs Bennett.