Lesson Resource Sheet

Fraction wall

1										
$\frac{1}{2}$	$\frac{1}{2}$									
$\frac{1}{3}$	$\frac{1}{3}$	$\frac{1}{3}$								
$\frac{1}{4}$	$\frac{1}{4}$	$\frac{1}{4}$	$\frac{1}{4}$							
$\frac{1}{5}$	$\frac{1}{5}$	$\frac{1}{5}$	$\frac{1}{5}$	$\frac{1}{5}$						
$\frac{1}{6}$	$\frac{1}{6}$	$\frac{1}{6}$	$\frac{1}{6}$	$\frac{1}{6}$	$\frac{1}{6}$					
$\frac{1}{7}$	$\frac{1}{7}$	$\frac{1}{7}$	$\frac{1}{7}$	$\frac{1}{7}$	$\frac{1}{7}$	$\frac{1}{7}$				
$\frac{1}{8}$	$\frac{1}{8}$	$\frac{1}{8}$	$\frac{1}{8}$	$\frac{1}{8}$	$\frac{1}{8}$	$\frac{1}{8}$	$\frac{1}{8}$			
$\frac{1}{9}$	$\frac{1}{9}$	$\frac{1}{9}$	$\frac{1}{9}$	$\frac{1}{9}$	$\frac{1}{9}$	$\frac{1}{9}$	$\frac{1}{9}$	$\frac{1}{9}$		
$\frac{1}{10}$	$\frac{1}{10}$	$\frac{1}{10}$	$\frac{1}{10}$	$\frac{1}{10}$	$\frac{1}{10}$	$\frac{1}{10}$	$\frac{1}{10}$	$\frac{1}{10}$	$\frac{1}{10}$	
$\frac{1}{11}$	$\frac{1}{11}$	$\frac{1}{11}$	$\frac{1}{11}$	$\frac{1}{11}$	$\frac{1}{11}$	$\frac{1}{11}$	$\frac{1}{11}$	$\frac{1}{11}$	$\frac{1}{11}$	$\frac{1}{11}$
$\frac{1}{12}$	$\frac{1}{12}$	$\frac{1}{12}$	$\frac{1}{12}$	$\frac{1}{12}$	$\frac{1}{12}$	$\frac{1}{12}$	$\frac{1}{12}$	$\frac{1}{12}$	$\frac{1}{12}$	$\frac{1}{12}$

© Hamilton Trust

Learning Reminders

Use a fraction wall to compare pairs of fractions.

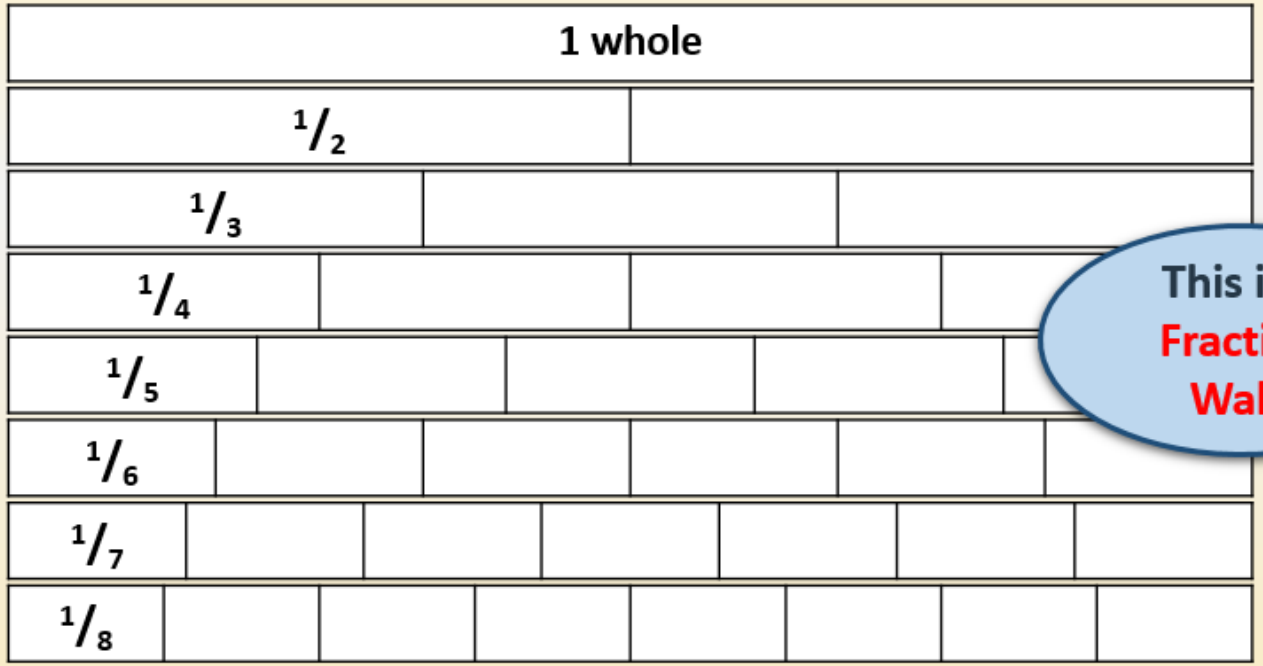

This is a **Fraction Wall.**

Each row of the wall is like a strip of paper folded into **equal-sized** parts.

This fraction wall has 8 rows, but it could have more, or less!

© Hamilton Trust

Learning Reminders

Use a fraction wall to compare pairs of fractions.

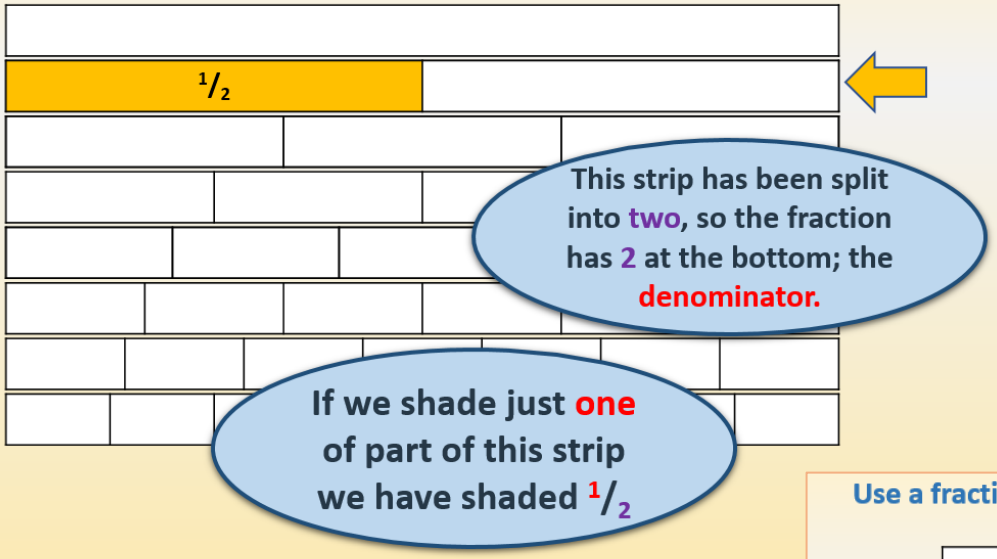

Use a fraction wall to compare pairs of fractions.

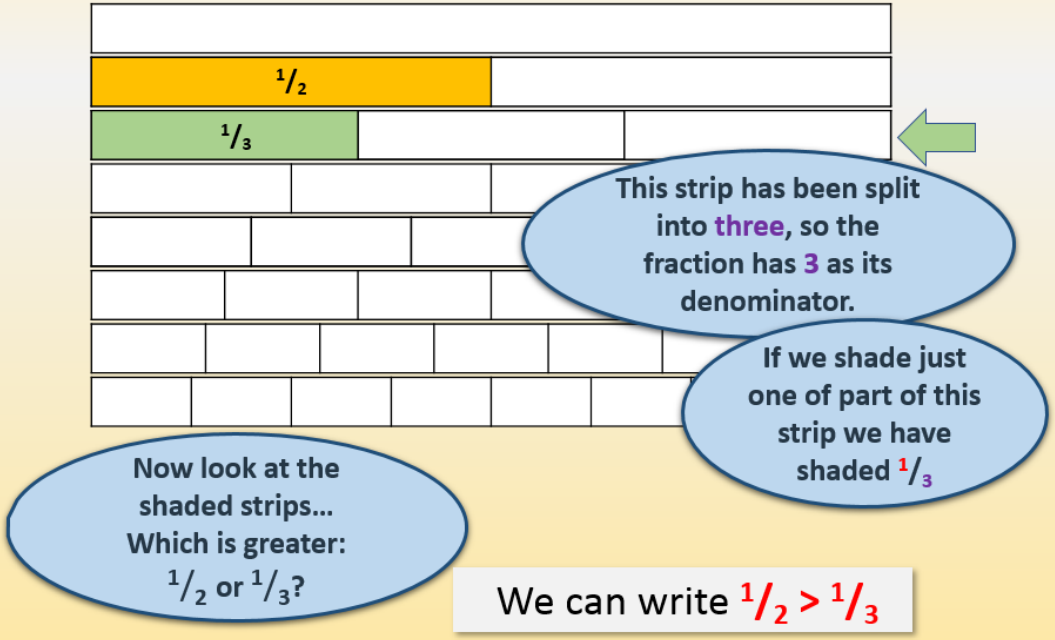

We can write $\frac{1}{2} > \frac{1}{3}$

© Hamilton Trust

Learning Reminders

Use a fraction wall to compare pairs of fractions.

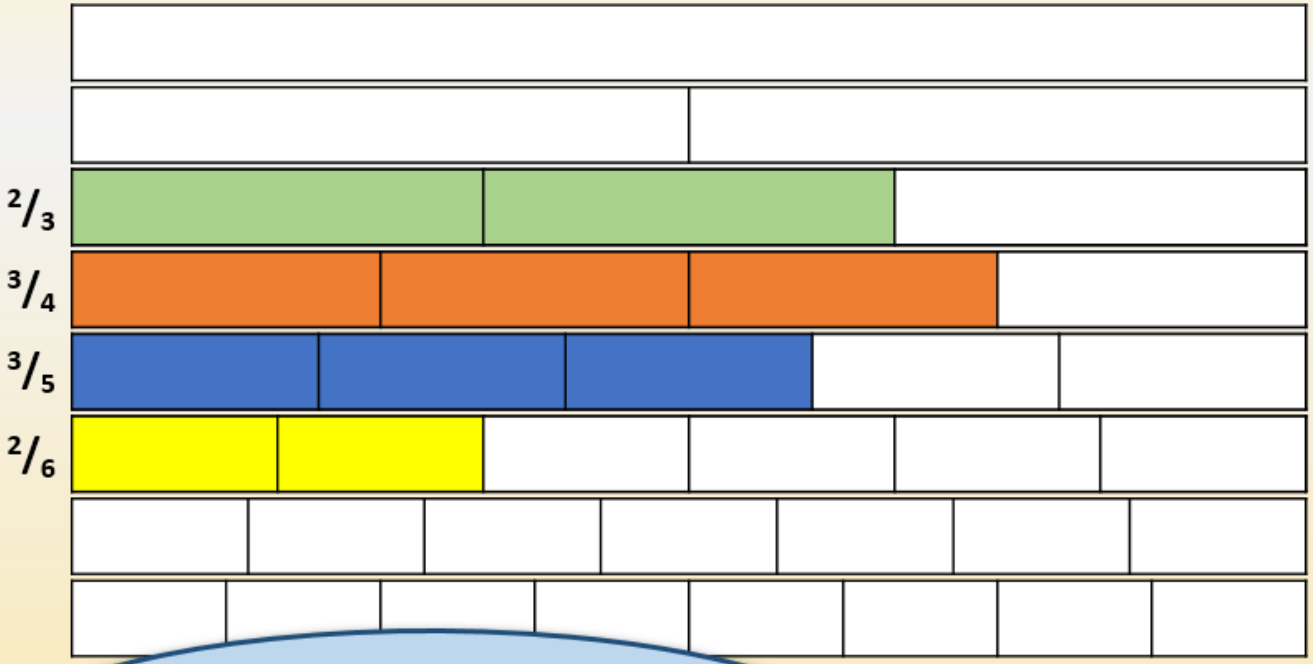

Which is bigger, $^{2}/_{3}$ or $^{2}/_{6}$?
Colour both in on the wall
and it is clear to see...

Which is bigger:
$^{3}/_{5}$ or $^{3}/_{4}$?

We can write $^{2}/_{3} > {}^{2}/_{6}$

We can write $^{3}/_{5} < {}^{3}/_{4}$

© Hamilton Trust

Practice Sheet for All
Comparing fractions

Work through as many of these questions as you can, then have a go at the Challenge.
Use the fraction wall to compare fractions. Write > or < between each pair.

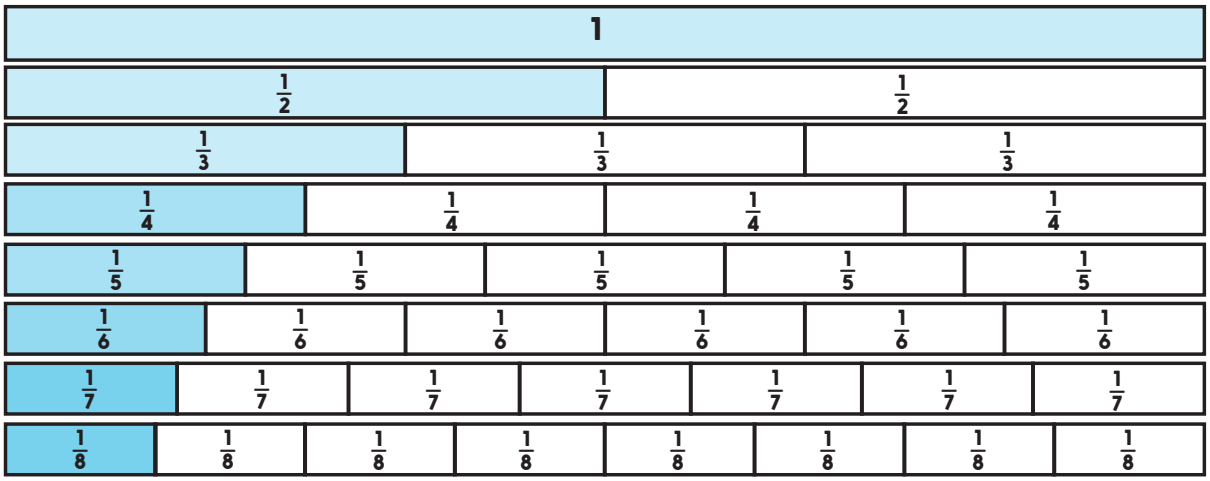

1. $\frac{1}{3}$ $\frac{1}{2}$
2. $\frac{1}{3}$ $\frac{1}{4}$
3. $\frac{1}{2}$ $\frac{2}{3}$
4. $\frac{3}{4}$ $\frac{2}{3}$
5. $\frac{1}{5}$ $\frac{1}{8}$
6. $\frac{1}{7}$ $\frac{1}{6}$
7. $\frac{4}{5}$ $\frac{7}{8}$
8. $\frac{2}{5}$ $\frac{2}{7}$

Challenge

Accurately draw another row on the fraction wall for tenths (there are two tenths in every fifth).
Now write at least five pairs of fractions, using < or >, to compare with different numbers of tenths.

© Hamilton Trust

Practice Sheet Answers

Comparing fractions

1. $\frac{1}{3} < \frac{1}{2}$
2. $\frac{1}{3} > \frac{1}{4}$
3. $\frac{1}{2} < \frac{2}{3}$
4. $\frac{3}{4} > \frac{2}{3}$
5. $\frac{1}{5} > \frac{1}{8}$
6. $\frac{1}{7} < \frac{1}{6}$
7. $\frac{4}{5} < \frac{7}{8}$
8. $\frac{2}{5} > \frac{2}{7}$

Challenge

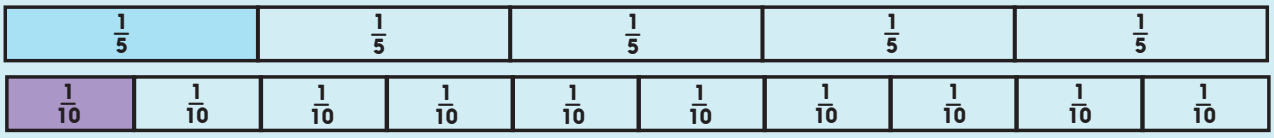

e.g. $\frac{3}{10} > \frac{1}{10}$ $\frac{4}{10} < \frac{6}{10}$ $\frac{2}{10} < \frac{7}{10}$ $\frac{5}{10} > \frac{2}{10}$ $\frac{9}{10} > \frac{8}{10}$

© Hamilton Trust

A Bit Stuck?
The Half Family

Work in pairs

Things you will need:

- A pencil
- A fraction wall
- Coloured pencil
- Scissors
- Glue sticks



What to do:

- Colour in ½ of the strip divided into halves.
- Cut the fraction wall into strips.
- Lay each strip one at a time next to the strip of halves until you find a number of fractions which are the same size as ½. Colour in half of this strip.
- Repeat for each strip until you have found all the fractions which are equivalent (same size) to ½.
- Stick these fractions under one another.
- Write the pairs of equivalent fractions.



S-t-r-e-t-c-h:

Cut another fraction wall into strips. Colour in one quarter of the strips of quarters. Look for fractions equivalent to ¼, stick under strips of quarters and write the pairs of equivalent fractions.

Learning outcomes:

- I can find fractions which are equivalent to ½.
- I am beginning to find fractions which are equivalent to ¼.

© Hamilton Trust

A Bit Stuck?
The Half Family

1	

$1/2$	$1/2$

$1/3$	$1/3$	$1/3$

$1/4$	$1/4$	$1/4$	$1/4$

$1/5$	$1/5$	$1/5$	$1/5$	$1/5$

$1/6$	$1/6$	$1/6$	$1/6$	$1/6$	$1/6$

$1/7$	$1/7$	$1/7$	$1/7$	$1/7$	$1/7$	$1/7$

$1/8$	$1/8$	$1/8$	$1/8$	$1/8$	$1/8$	$1/8$	$1/8$

$1/9$	$1/9$	$1/9$	$1/9$	$1/9$	$1/9$	$1/9$	$1/9$	$1/9$

$1/10$	$1/10$	$1/10$	$1/10$	$1/10$	$1/10$	$1/10$	$1/10$	$1/10$	$1/10$

$1/11$	$1/11$	$1/11$	$1/11$	$1/11$	$1/11$	$1/11$	$1/11$	$1/11$	$1/11$	$1/11$

$1/12$	$1/12$	$1/12$	$1/12$	$1/12$	$1/12$	$1/12$	$1/12$	$1/12$	$1/12$	$1/12$	$1/12$

© Hamilton Trust