

Theme to support learning: What the ladybird Heard

DATE: 15<sup>th</sup> & 22nd June

[beverley.murphy@greenway.herts.sch.uk](mailto:beverley.murphy@greenway.herts.sch.uk)





Please use the suggested activities and structure to suit your families' personal needs.


<https://home.oxfordowl.co.uk/reading/reading-schemes-oxford-levels/read-write-inc-phonics-guide/>

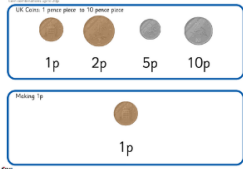


<https://www.youtube.com/watch?v=VT5kksKCv7Q> Are you a Bee? Judy Allen


<https://www.youtube.com/watch?v=MWrtqag3-Y> child reading

15 June	Monday	Tuesday	Wednesday	Thursday	Friday
Week 1					
Am LIT Sequence events Re-cap phonics Parents	Write about something you did yesterday. Try to start with what you did in the morning and write about the morning, the afternoon and the evening, telling me what you did. Eg I was in the garden. I saw a frog. It was green. Then I had my lunch. I was a ham sandwich. After that I was in my room and I played with my Lego. I had pasta for tea and a story at bedtime.	Practise Set 2 recap all the sounds then think about ee- bee Remember <b>be</b> the tricky word does not need ee. Write a list of words for the sound. Can you write them in a sentence? Try to put a tricky word in there too. Bee Queen Seed seedling Weed weeding Deeper deepest  weep	Set 2 ay Recap the sounds again and think about Write a list of words for the sound. Can you write them in a sentence? Try to put a tricky word in there too. Try two syllable words too Crayon Playground Away Runway holiday	Set 2 igh Fly high Recap the sounds again and think about Write a list of words for the sound. Can you write them in a sentence? Try to put a tricky word in there too. Try two syllable words too. Highest Brighter Mightier than	Assembly time. Quiet reflection on your learning this week. What are you most proud of?

Break	Snack and time to choose something you enjoy playing with.	Snack and choosing time	Snack and choosing time	Snack and choosing time	Snack and choosing time
<p>MATHS doubles</p> <p><b>Adults:</b> at this point ensure there are even numbers of pollen to start with. Ensure groups are equal and children recognise that they are the same.</p> <p><b>Vocabulary is important</b></p>	<p><b>READ MON &amp; TUES</b> together, do these activities over 2 days. You need 2 small plastic bowls or pots, one larger pot or bowl and some Lego bricks or bits of pasta. Pretend the bricks are pollen and the bees need to share it out into equal groups. Equal means the same. Start with a small number and build up. Put numbers on paper and choose one to solve.</p>  <p><b>First</b> I had 4, <b>Then</b> I shared them into 2 equal groups. <b>Now</b> I have 2 in each group. Talk about how you know.</p>	<p><b>READ MON &amp; TUES</b> How do you know? Because I also know that 2 add 2 equal 4. Etc.</p>  <p>If you are happy and confident to share 20 objects between 2 groups you can challenge yourself to this task below. <b>REMEMBER :</b> If you have remembered the number facts, you must also be able to show the calculation with objects <b>and</b> be able to answer “<b>How do you know</b>” <b>How did you work it out?”</b> <b>Do not move on until you are confident and doing that</b></p>	<p><b>Money</b> Ask mum and dad to find some pennies or 2p pennies, 5 pence pieces in their pockets See the numbers</p>   <p>Remember when we talk about money we always say <b>pence or ‘P’</b> after the number. This book costs 10p. Play with your toys or books and make a shop with bits of paper and a pencil to make your own price tags. When you have a snack at home, ask mum and dad to pretend that they have a shop and that you need to pay for a glass or milk or a biscuit or banana. Have fun!</p>	<p>Today when you have your quiet place ready, Write all the curly caterpillar letters <i>C, o a, d, s, q, g,</i></p> <p>Then write all of the letters that re-trace a vertical line <i>r, n, m, b, p y, u</i></p>	

<p>PM <b>Children:</b> You are brilliant at rhyming words. Try to do this yourself.</p>	<p><a href="https://www.youtube.com/watch?v=MWrltqaq3-Y">https://www.youtube.com/watch?v=MWrltqaq3-Y</a> Buzz, Bee!</p> <p>This is an information book. If you turn the sound off you can read it yourself. Press pause when you get to each page to give you time to read. Ask an adult to help with some of the words or read it with you.</p> <p>What did you find out? Draw a picture of a bee and label it or write a few sentences to record what you know now.</p>	<p>Betty Bee Letter. Find out about bees. See ppt too about bees</p> <p>Write a letter to Betty Bee telling her what you will do to try to make sure everyone knows bees are important. Dear Betty Bee.... Make a poster to put in your window. Write a note to someone in your family to tell them about bees</p>	<p>Float or sink Find 5 things that sink and 5 things that float. Get a bowl of water. Take each object. Predict what you think it will do and why. Test each object. What happened? Why? Make a chart to record like mine.</p> <table border="1" data-bbox="1146 576 1464 940"> <thead> <tr> <th data-bbox="1146 576 1303 639">My prediction</th> <th data-bbox="1308 576 1464 639">What happened</th> </tr> </thead> <tbody> <tr> <td data-bbox="1146 643 1303 940">Draw your objects</td> <td data-bbox="1308 643 1464 940">Say what happened</td> </tr> </tbody> </table> <p>Skills: 1. Apparatus and organisation Floating and sinking 2. Classification: what floats and what sinks? 3. Explanation: why do objects float or sink?</p>	My prediction	What happened	Draw your objects	Say what happened	<p>Make cupcakes and think about people who are losing their memory <a href="https://www.alzheimers.org.uk/cupcake-day">https://www.alzheimers.org.uk/cupcake-day</a></p> 	<p>Chose a movie to watch to relax this afternoon.</p> <p>Have you seen the Bee movie?</p> <p>Tidy your room.</p>
My prediction	What happened								
Draw your objects	Say what happened								

<p>Week2 22 June</p>					
<p>Am LIT</p>	<p>Write about your weekend or Write about the best thing you did last week.</p>	<p>Air – that’s not fair words. Write list and write some sentences. Keep them simple. Use the clip of Set 2 from last week or check out Mr Thorne and Geraldine</p>	<p>Sentences starters. I have... I like... I went... I can see... We will go... We can play with... Look at the list I have attached. Choose one and write your own sentences. Make it your best writing and spelling on your own.</p>	<p>Tricky word roll and read. Make your own grid on paper or an old cereal box and ask mum or dad to write tricky words for you to read. Play this game by yourself for a short time.</p>	<p>What are you proud of this week? Did you have a real challenge to get through? Tal about what you are pleased with.</p>
<p>Maths Money</p>	 <p>Today in your shop you will be buying more than one thing and you will add up how much you have spent. Banana 3p Juice 2p (3p + 2p= 5p)</p>	<p><b>Today and tomorrow</b> → Have your pennies and other coins and your shop ready. When you play shop games today I want you to pay for things that are less than 10p. BUT, you have to give the shopkeeper 10p and work out how much change you need. This time you will start with 10p and take away the price of the object you bought.</p>	<p><b>2days</b> So, you buy an apple for 6p. You pay with 10p coin You can use your part whole model for this.</p>  <p><math>10p - 6p = 4p</math> <math>10p - 5p = 5p</math> TOP TIP: If you know your number bonds this will help you.</p>	<p><b>Challenge yourself</b> with 20p and buy things in your shop that cost less than 20p and work out how much change you need.</p> 	<p>Write your name and the names of your friends. Make their name look really neat with your handwriting.</p>
<p>PM</p>	<p>Book Review: Information books</p>	<p>Recycle and make music! Find bits and bobs around the house and in your</p>	<p>P4C question</p>	<p>Mr Lewis PE Task</p>	<p>Your choice, something you</p>

	<p>Look at a book you have that gives you information. <b>Talk about;</b> What do you like about it? How is it set up? What important words/vocabulary can you see? Make your own information book about something you love to play with.</p>	<p>recycle bin. Make some music for your bee waggle dance to tell other bees where the nectar and pollen is. See below for ideas. Click and enlarge the photos to see the detail.</p>	<p style="text-align: center;">  </p> <p>If you were bigger than your parents, who would be in charge and why?</p>		<p>can do quietly by yourself.          Draw          Toys          Game          Rest          Tidy your shop away.</p>
--	---	---	---	--	--

