


Theme to support learning: Snails

DATE: 29th June & 6th July



beverley.murphy@greenway.herts.sch.uk





Please use the suggested activities and structure to suit your families' personal needs.

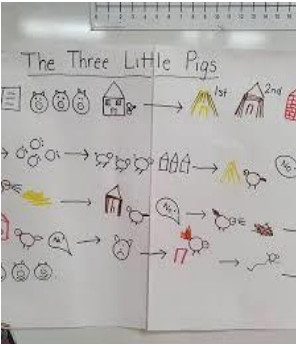
<https://home.oxfordowl.co.uk/reading/reading-schemes-oxford-levels/read-write-inc-phonics-guide/> Find e-books to read online


<https://www.youtube.com/watch?v=XsCgl6DobN4> The Snail trial Story Judith Brown **MONDAY AFTERNOON 29 June**


https://www.youtube.com/channel/UCo7fbLgY2oA_cFCI9GdxtQ Ruth Miskin videos sounds, poetry etc

29 June	Monday	Tuesday	Wednesday	Thursday	Friday
Week 1			Ay, ai, a-e		
Am LIT Sequence events Re-cap phonics Parents	Write about something you did yesterday. Try to start with what you did in the morning and write about the morning, the afternoon and the evening, telling me what you did. Eg I met a friend. Check capital letter at the beginning of a sentence, check finger spaces between words. Check full stop at the end of a sentence.	Snail in the rain- ai The /ai/ - Mr Thorne Does Phonics https://www.youtube.com/watch?v=uxDatnyYPI snail, paint, rain train chain, rainbow, paid, gain training, chainsaw Add ai words to a sentence.	Now we know 3 ways to read and write this sound. The more you read the more you will see which diagraph is used. You find out more spelling rules in Yr 1. Look at the sheet I have added for you. Read the words with ay first and write them in a sentence. Then read the a-e words and write them in a sentence then do the same for ai. No need to print the sheets. Copy the words down.	High Frequency words. You have sheets and bookmarks already. Common and Tricky Words Part 1 - Mr Thorne Does Phonics https://www.youtube.com/watch?v=uBSvtzEO Rlc is, at, i, and, to, the , no, go l, an, as, if, of, off, on, can, dad, had, back, get, big, him, his, not, got, up, mum, but, put, into. Ask and adult to help to write the words then take a few at a time and read without blending.	Assembly time. Quiet reflection time: Did you have any Yellow or red zone moments this week? How did you become calm and back in the green zone? Have you repaired the relationship if you upset anyone? Do it now. Say sorry for what you did and what you will do next time.

Break	Snack and time to choose something you enjoy playing with.	Snack and choosing time	Snack and choosing time	Snack and choosing time	Snack and choosing time
<p>MATHS Count in 2's</p>	<p>Counting in groups of 2</p> <p>Go to your sock drawer (ask an adult first) Take out pairs of socks. A pair is 2 socks. If they are folded, unfold them and lay them on the floor in 2's. Have 3 pairs to begin with.</p>  <p>Hold your fingers then count each sock whilst they are laying in pairs. Count in one's first, 1,2 4,4 5,6 Next time count again but in 2's 2, 4, 6 Did you find it quicker to count this way? </p>	<p>Two days: Mon & Tues.</p> <p>How many groups of 2 do you have? That's right, 3. You have 2 groups of 2. How many socks altogether? Yes! You have 6 socks altogether. ADULTS: You could also say you have 3 times 2, but don't rush into times tables, children need to fully understand what groups look like and not simply recite tables. They need to be able to show what it looks like with objects.</p> <p>Add more socks and count in ones again then in 2's. Be confident counting in 2's to 10 then to challenge yourself to 20. An adult can ask you, show me what 4 groups of 2 looks like etc.</p>	<p>Draw round your hands and cut out the paper.</p>  <p>Do not stick the fingers down. Ask an adult to write out some number sentences for adding and work them out with the fingers. Are you able to remember the number facts from a couple of weeks ago?</p> <p>Have your bits of Lego or pasta beside you to work with too. Manipulatives like these are used all the way through school.</p>	<p>Two Days</p>  <p>Do the same but this time ask an adult to write out number sentences taking a number away from 10 Remember those number bond facts. Challenge yourself. With 2 sets of hands and go up to 20 if you can.</p>	<p>Today when you have your quiet place ready, lay down and be calm. Think about times you went into the blue, yellow or red zone. Have you repaired that relationship if you upset someone? Have you forgiven yourself and able to move on and learn from the experience? Tell someone in your family.</p>

<p>PM Children:</p>	<p>The Snail Trail Story Two days Snail Trail – read by The Phonic Fairy on Zee Kay Junior</p> <p>Sequence the story, Where did the snail go first, where next and after that. Where did he finally end up? Think about how she describes the parts of the journey. Use the sheet I added to help you to remember.</p> <p>Make a story map</p> 	<p>Two days Monday and Tuesday You can sequence the story in a number of ways. Fold your paper in four</p> <table border="1" data-bbox="752 389 1120 785"> <tr> <td>First</td> <td>Next</td> </tr> <tr> <td>After that</td> <td>finally</td> </tr> </table> <p>Choose a story map or folded paper to draw the pictures then On Tuesday write out sentences for each event using words ‘first’, ‘next’, ‘after that’ and ‘finally’. Use them to write your own story.</p>	First	Next	After that	finally	<p>Find out about snails Use the ppt to learn facts then write some of them down. Where do they like to live? What do they eat? Draw one and name the parts of the snail Go on a snail hunt</p>	<p>Make a snail house Use any kind of box, plastic or cardboard, look in your garden or at the park. I’ve put a sheet in to use a plastic bottle but you can use anything you have at home. An old plant pot might be good.</p>	<p>Chose a movie to watch to relax this afternoon.</p> <p>Don’t forget to tidy your room or help with laundry.</p>
First	Next								
After that	finally								
<p>6 July</p>									
<p>Am LIT</p>	<p>Write about your weekend or Write about the best thing you did last week.</p>	<p>High frequency words Write on paper then read by sight. Mr Thorne part 2</p>	<p>Sentences starters. I have... I like... I went... I can see... We will go...</p>	<p>Tricky word roll and read. Make your own grid on paper or an old</p>	<p>What are you proud of this week?</p>				

	Write more than 5 sentences, write about Saturday and Sunday in sequence.	Spell them out loud. Write them in a sentence and remember this when you write stories etc https://www.youtube.com/watch?v=1sSpqLJUbiQ he, she, we, me, be, was, my, you, they, her, will, that, this, then, them, with, see, for, now, down, look, too, all, are,	We can play with... Look at the list I have attached. Choose one and write your own sentences. Make it your best writing and spelling on your own. REMEMBER your tricky/high frequency words	cereal box and ask mum or dad to write tricky words for you to read. Play this game by yourself for a short time.	Did you have a challenge to get through in your learning? Talk about what you are pleased with.
Maths Order numbers	Order numbers Today and tomorrow → Look at the sheets and write down the numbers in the order you see. Now draw your own number line from 0-20. Use this to solve the problems. Do one sheet today and one tomorrow.	2 days Today check to see what the heading is, look out for largest to smallest. Use your number line again to help. Adults: Remember to ask children "How do you know?" They could show you with groups of Lego bricks etc that one group is bigger than the other. Ask "Why did you put that number in the middle?" They should answer something similar to I know that 5 is a bigger number than 3 but a smaller number than 7 etc.	Money consolidation <ul style="list-style-type: none"> • Make a small toy shop, with paper price tags • Pick up a handful of money • Lay the coins on the table/floor and count how much you have • What can you 'buy' in your shop? • Do you have any money left? Say, "I picked up 10p, the ball is 8p, now I have 2p left. 10 takeaway 8 is 2."	Money consolidation Challenge yourself with 20p and buy things in your shop that cost less than 20p and work out how much change you need again. 	Write your name and the names of your friends. Make their name look really neat with your handwriting. Write out your own full name. Use different colours.

<p>PM</p>	<p>Make up your own story about a snail in your garden. Think about how to describe things in your garden to make it an adventure for the snail. Describing words are called adjectives.</p> <p>Hill. Steep Tunnel- gloomy Forest- quiet Bridge-high Slope, -slippery Arch-narrow Flowers- pretty Cave-dark</p>	<p>Children’s art week https://engage.org/happenings/childrens-art-week/ Looking Choose a picture in your home. Look carefully. Look at it upside down. Squint or blink quickly, does it look different? Look at it using all your senses, if you could smell it what would it smell like? If you could touch it what would it feel like? If you could hear it what would you hear? Etc Spend time lying on the floor looking up at it. Create your own version of that picture, in your style.</p>	<p>Create your own art. Use food wrappings and packaging to re-create your version of The Snail 1953 by Matisse</p>  <p>You can see there are many colours. Email your work to me, I’d love to see them. This one hangs in the Tate Gallery London. Click and make it bigger or use a search engine like ‘google ‘ to find it online</p>	<p>Mr Lewis PE Task</p> <p>If the weather is hot, remember to have water with you and drink throughout.</p> <p>Make an information book about a mini-beast of your choice.</p>	<p>Your choice, something you can do quietly by yourself. Draw Toys Game Rest Tidy your art work away or tidy it to use at the weekend. Ask mum and dad if there’s anything you can do to help them with things around the house or prepare a meal.</p>
-----------	--	---	--	--	---