

Welcome to your new
class

Chestnut

Class teacher: Mrs Deb

pj.gohel@greenway.herts.sch.uk

Current learning support: Mrs Spriggs

PPA teacher: Mrs Adams (Thursday PM)



Welcome!






















































The children in Chestnut class have settled in really well after the summer and I am enjoying getting to know them all.

All of the children are embracing the fact that we have some semblance of 'normality' in and around school and are impressing me with how eager they are to learn.

Thank you very much for all of your support so far and I look forward to working closely with you throughout the year.



Timetable 2021-2022

	 8:50	 10:20	 10:40	 11:00	 12:00	 1:00	 2:00	 3:15
 Monday	 Guided Reading + English	 Assembly	 Break	 Maths	 Lunch	 PE	 PSHE	 Home
 Tuesday	 Guided Reading + English	 Assembly	 Break	 Maths	 Lunch	 Geography	 /History	 Home
 Wednesday	 Guided Reading + English	 Assembly	 Break	 Maths	 Lunch	 RE	 Spellings + Social Time	 Home
 Thursday	 Guided Reading + English	 Assembly	 Break	 Maths	 Lunch	 Science	 Science	 Home
 Friday	 Assembly	 English/Maths	 Break	 French + Singing	 Lunch	 PE	 Music	 Home

*Computing, Art and DT are timetabled in 'blocks' each half term and therefore not on the weekly timetable.



Curriculum overview

	<u>Autumn</u>	<u>Spring</u>	<u>Summer</u>
<u>Science</u>	Properties of materials & Earth and space	Science: Forces & Sound	Science: Living things and their habitats & Animals including humans
<u>Art</u>	Sculpture: Maya sculptures using clay	Printing: WW11	Drawing: Mountainscape
<u>Design and Technology</u>	Christmas stockings	Making bread (kneading, plaiting, weighing, oven, rising of yeast, proving and shaping)	Wishing wells
<u>Computing</u>	Developing an interactive game & producing digital music	Fusing geometry and art & creating a webpage	Sharing in a virtual space & cracking codes
<u>Geography</u>	How do volcanoes affect the lives of people on Hiemaey (Iceland)?	What is a river?	Why are mountains so important?
<u>French</u>	Greetings, all about me and Christmas	The date and my family	Home and weather

*Please note that offsite visits are currently being reviewed



Curriculum overview

<u>PE</u>	Games, gymnastics and swimming	Invasion games and wall/net/court game	Striking and fielding game, OAA and athletics
<u>History</u>	Why did the ancient Maya change the way they lived?	Why was winning the Battle of Britain in 1940 so important? What did the Vikings want and how did Alfred stop them getting it?	What did King George VI mean when he said the History of York is the History of England?
<u>R.E.</u>	Christianity and Sikhism	Christianity and Hinduism	Christianity and Sikhism
<u>Music</u>	Body percussion and rondo composition	Rounds, harmonies and jazz	Cyclic patterns and performing with drumsticks
<u>P.S.H.E/SRE</u>	Jigsaw PSHE: Being me in my world and Celebrating difference	Jigsaw PSHE: Dreams and goals and Healthy me	Jigsaw PSHE: Relationships and Changing me

*Please note that offsite visits are currently being reviewed



Class Routines

- School starts at 8:50am and children will walk to line up on the playground
- School ends at 3:15pm and children will be collected from their classrooms
- All children need to bring in a named water bottle every day and a healthy snack (e.g fruit, veg, plain carb) if they would like to
- Children must have a change of shoes for inside and outside
- PE kits should be in school for PE on **Monday** – you will need a named t-shirt, jogging trousers/shorts and trainers



Key Information

- Contributions – please supply a box of tissues and a hand sanitiser for the class each term.
- All admin that needs to go to the office please email admin@greenway.herts.sch.uk
- If your child has a medical/physical condition of which we are not aware, then please let us know. If they require any medication to be administered then it must be in writing for us to be able to give it to your child with your written consent
- Please ensure that if your child requires an epi-pen or inhaler that we have this in school and it is in date.



If Your Child Is Unwell

- If your child is unwell please email or phone admin@greenway.herts.sch.uk
- If they have sickness or diarrhoea, it is a legal requirement for your child to be kept off school for 48 hours following the last occurrence
- If your child requires Calpol/Paracetamol to come to school then they should be at home!
- Antibiotics will only be administered if required 4 times a day, unless attending Waccy
- If your child needs to go to an appointment during the school day then please email admin@greenway.herts.sch.uk. You will then be able to enter the school to collect your child from the office.



Communication

- Please inform the school of appointments or communicate any issues that arise including a reason for lateness or absence via email to the school office admin@greenway.herts.sch.uk
- It is very important that you let us know of anything that may affect your child in school. If you should have any situations that arise that could affect the emotional well-being of your child please also inform us. e.g. moving house, illness of close relatives, parent travelling and being away from home.



Home Learning

Maths will be set weekly on Fridays at 3pm on Google Classrooms. This needs to be submitted/up loaded to Google Classrooms by 3pm the following Thursday. Your child will complete their Maths home learning in their Maths home learning book, which is to stay at home.

Spellings are set weekly every Friday via Spelling Shed. The class will learn the rule and refer to it throughout the week along with revisiting it. This is to ensure that spellings are applied in writing rather than just learning them for a test.

Please practise with your child using their spelling books (see next slide for examples). The dictation includes words using the same spelling rule.



Spelling journal examples

early early early
↑
rainbow writing strategy

every
ant
runs
through
hedges
← Silly
sentences
strategies

dis

↑
the rule

→
pyramid
word
strategy

d.
di
dis
disa
disap
disapp
disappo
disappoi
disappoin
disappoint

disagree

← segmentation
strategy

disagree
no! no! no!

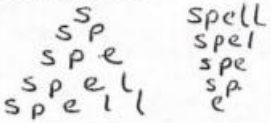





← pictorial
and giving
meaning to the
word

disobey

↑
word shape strategy



Spelling Strategies

<p>Upper and Lower Write each of your words out 2 times: the first time in UPPER CASE, the second time in lower case. Repeat 3 times.</p> <p>SPELLING spelling</p>	<p>Pyramid writing Write each of your words like a pyramid. Repeat doing an upside down pyramid!</p> <p>  </p>	<p>Blue Vowels Write out each of your words. Go over the vowels in each word using a blue pencil or pen. Repeat 3 times.</p> <p>spelling</p>	<p>Curly Words First write out your words in normal writing. Next, write them again in curly letters.</p> <p>spelling Spelling</p>	<p>Spelling Flowers Draw a flower for each of your spelling words, writing one letter per petal.</p> <p>  </p>
<p>Rainbow Words Write your words out in pencil. Next draw around each letter 3 times using a different coloured pencil each time.</p> <p>  </p>	<p>Crosswords Write your words across and down, sharing the first same letter</p> <p>  </p>	<p>Backwards Write your words out first forwards and then backwards. Repeat 3 times.</p> <p>spelling gnilleps</p>	<p>Dot to Dot Write each letter as a series of dots. Complete the word, then join the dots.</p> <p>spell</p>	<p>Alphabetical Write your words out in alphabetical order. Repeat in reverse order.</p> <p>can spell I I spell can</p>
<p>Tell a story Use all your spelling words to tell a short silly story.</p>	<p>Sentences Write as many spelling words as you can in one sentence (with only one conjunction!). How many sentences do you need to include them all?</p>	<p>Spelling Shapes Draw around your words, emphasising the shape of the letters. Repeat 3 times</p> <p>  </p>	<p>Colourful Consonants Write out each word using a pencil. Go over the consonants with a different colour. Repeat 3 times.</p> <p>spelling</p>	<p>Rhyme Time Make a short rhyme for each of your words. (the rhyming words doesn't need to follow the spelling pattern!)</p> <p>spelling gets me yetting!</p>
<p>Spot the Syllables Write out each word in pencil. Choose a different colour for each syllable and go over each. Repeat 3 times.</p> <p>spelling</p>	<p>Graffiti Create a wall of colourful graffiti using all your spelling words.</p> <p>  </p>	<p>Other hand! Write out your words. Next to each, have a go at writing each one with the hand you don't usually write with!</p> <p>spelling spelling</p>	<p>Say What? Write each of your words in a question.</p> <p>Are you a Super spelling star?</p>	<p>Little Words Write each words and put the little words within each. Write each little word next to the word.</p> <p>spelling spell in</p>

Reading Records

- Your child will continue to have a reading record for communication about their reading
- Please record your comments in the reading record – it is very useful. At the very least, sign the reading record once a week ready for us to check on Friday.
- Your child must bring the reading record to school every day with their reading book
- Your child can take books from school home if they wish or read their own books from home if they prefer.



Home Learning - Reading

- Children should be reading at home every day for a minimum of at least 20 minutes.
- Please read with your child at least 3 times a week and spend some time discussing the text, asking and answering questions, summarising what has been read and predicting what might happen next.
- Encourage children to decipher new vocabulary and challenge them to place new words in different contexts.
- Remember that re-reading a text is important for consolidation, fluency, expression and comprehension.
- **The quality and range of a child's reading diet directly impacts progress in writing.**
- Please ensure what your child is reading presents sufficient challenge (if in doubt, please ask).



Home learning - Maths

- Times tables: 2-12 (multiplication and division facts)
- Number manipulation and fluency
- Converting and using units of measure
- Solving multi-step problems involving all four operations



Useful Resources

- BBC bitesize
- Mathletics
- TT Rock Stars
- Oak National Academy
- Classroom secrets
- Nrich
- Myminimaths
- White Rose
- Top Marks



Marking And Feedback At School

- Your child will receive regular verbal feedback
- They will also have their work marked in green pen
- Children can earn house points, stars, stickers and star of the week
- For outstanding achievements children can receive a 'special award' from Mrs Ellwood
- Children can receive postcards home for outstanding effort, behaviour and personal achievements.



Special educational needs/disabilities SEND

- Greenway School INCO-(Inclusion Co-ordinator) and Autism Lead is Dani Roe
- INCO works in partnership with parents/carers, staff and professionals to ensure that pupils with SEND have the appropriate provision and **reasonable adjustments** in place in school
- SEND policy, School offer and Hertfordshire local offer for SEND is on website
- All pupils with SEND will have a One Page Profile. This will be shared and targets reviewed with staff and parents/carers
- Please look out for letters and flyers for courses and opportunities for pupils with SEND, sent via email
- If you have concerns regarding your child please email [yourclass](mailto:yourclass@greenwayprimaryandnurseryschool.co.uk) teacher and/or INCO.

Class Reps...

Thank you to...

Evie's mum and Owen's mum!

If you change your mobile phone number or e-mail address then please let the office know (if you have not given either of these to the office please do so asap).



Thank you for listening

Please email me on

pj.gohel@greenway.herts.sch.uk

If you need to contact me.

