

Welcome to your new  
class

# Willow

Class teacher: Miss Stewart

[katie.stewart@greenway.herts.sch.uk](mailto:katie.stewart@greenway.herts.sch.uk)

Current learning support: Mrs Meaney, Mrs  
Doran and Ms Bowdrey.

PPA teacher: Mrs Adams (Wednesday AM)



























































# Welcome!

It is lovely to meet you and get to know your children. They are a lovely class and are settling into Year 4 well. It's great to see how excited they have been to return to school.

Thank you for supporting your child through lockdown. Mrs Crockett has told me how hard the children work to complete their home learning last year!



# Timetable 2021-2022

	 9:00	 10:00	 10:20	 10:40	 11:00	 12:00	 1:00	 2:00	 3:15
 Monday	 English	 Guided Reading	 Assembly	 Break	 Maths	 Lunch	 PE	 RE	 Home
 Tuesday	 English	 Guided Reading	 Assembly	 Break	 Maths	 Lunch	 PE	 PSHE	 Home
 Wednesday	 +  Science and French		 Assembly	 Break	 Science	 Lunch	 Maths		 Home
 Thursday	 English	 Guided Reading	 Assembly	 Break	 Maths	 Lunch	 History or Geography	 Art or DT	 Home
 Friday	 Assembly	 English		 Break	 Singing	 Lunch	 Library and Music and Games		 Home



# Curriculum overview

	<u>Autumn</u>	<u>Spring</u>	<u>Summer</u>
<u>Science</u>	Electricity Sound and Pitch	Solids, Liquids and Gases	Animals, including humans Habitats
<u>Art</u>	Drawing: Typography	Printing: Aluminium Foil Artists: Joan Miro	Painting: Liquid Landscapes
<u>Design and Technology</u>	Sustainability Weaving	Design and make a fruit tart	Viking long boats
<u>Computing</u>	Developing a simple educational game. Prototyping an interactive toy	Producing digital music Editing and writing HTML	Producing a Wiki Presenting the weather
<u>Geography</u>	How can we live more sustainably?	Why are jungles so wet and deserts so dry?	Why do the biggest earthquakes not always cause the most danger?
<u>French</u>	Family Goldilocks and the three bears	Café Weather	Animals

\*Please note that offsite visits are currently being reviewed



# Curriculum overview

<u>PE</u>	Invasion games and dance.	Gymnastics, striking and fielding and invasion games.	Swimming (tbc), net/court/wall, athletics and orienteering.
<u>History</u>	How did the arrival of the Romans change Britain?	Who were the Anglo Saxons and how do we know what was important to them?	What did the Vikings want and how did Alfred help to stop them getting it?
<u>R.E.</u>	Judaism and Christianity	Buddhism and Christianity	Buddhism and Christianity
<u>Music</u>	Beat, rhythm and pitch, exploring descriptive sounds and the class orchestra.	Improving and composing, melodic patterns and singing.	Pitch patterns, timbre, music and stories.
<u>P.S.H.E/SRE</u>	Jigsaw PSHE: Being me in my world and celebrating difference.	Jigsaw PSHE: Dreams and goals and healthy me.	Jigsaw PSHE: Relationships and changing me.

\*Please note that offsite visits are currently being reviewed

# Class Routines

- School starts at 8:50am and children will walk to line up on the playground.
- School ends at 3:15pm and children will be collected from their classrooms.
- All children need to bring in a named water bottle every day and a healthy snack (e.g fruit, veg, plain carb) if they would like to.
- Children must have a change of shoes for inside and outside.
- PE kits should be in school for PE on **Monday and Tuesday** – you will need a named t-shirt, jogging trousers/shorts, trainer, a mouth guard and shin pads.



# Key Information

- Contributions – please supply a box of tissues and a hand sanitiser for the class each term.
- All admin that needs to go to the office please email [admin@greenway.Herts.sch.uk](mailto:admin@greenway.Herts.sch.uk)
- If your child has a medical/physical condition of which we are not aware, then please let us know. If they require any medication to be administered then it must be in writing for us to be able to give it to your child with your written consent
- Please ensure that if your child requires an epi-pen or inhaler that we have this in school and it is in date.



# If Your Child Is Unwell

- If your child is unwell please email or phone [admin@greenway.herts.sch.uk](mailto:admin@greenway.herts.sch.uk)
- If they have sickness or diarrhoea, it is a legal requirement for your child to be kept off school for 48 hours following the last occurrence
- If your child requires Calpol/Paracetamol to come to school then they should be at home!
- Antibiotics will only be administered if required 4 times a day, unless attending Waccy
- If your child needs to go to an appointment during the school day then please email [admin@greenway.herts.sch.uk](mailto:admin@greenway.herts.sch.uk). You will then be able to enter the school to collect your child from the office.





# Communication

- Please inform the school of appointments or communicate any issues that arise including a reason for lateness or absence via email to the school office [admin@greenway.herts.sch.uk](mailto:admin@greenway.herts.sch.uk)
- It is very important that you let us know of anything that may affect your child in school. If you should have any situations that arise that could affect the emotional well-being of your child please also inform us. e.g. moving house, illness of close relatives, parent travelling and being away from home.



# Home Learning

**Maths** will be set weekly on Fridays at 3pm on Google Classrooms. This needs to be submitted/uploaded to Google Classrooms by 3pm the following Thursday. Your child will complete their maths home learning in their maths home learning book, which is to stay at home.

**Spellings** are set weekly every Friday via Spelling Shed. The class will learn the rule and refer to it throughout the week along with revisiting it. This is to ensure that spellings are applied in writing rather than just learning them for a test.

Please practise with your child using their spelling books (see next slide for examples). The dictation includes words using the same spelling rule.



# Spelling journal examples

<p><b>Upper and Lower</b> Write each of your words out 2 times: the first time in UPPER CASE, the second time in lower case. Repeat 3 times.</p> <p>SPELLING spelling</p>	<p><b>Pyramid writing</b> Write each of your words like a pyramid. Repeat doing an upside down pyramid!</p> <p> </p>	<p><b>Blue Vowels</b> Write out each of your words. Go over the vowels in each word using a blue pencil or pen. Repeat 3 times.</p> <p>spelling</p>	<p><b>Curly Words</b> First write out your words in normal writing. Next, write them again in curly letters.</p> <p>spelling Spelling</p>	<p><b>Spelling Flowers</b> Draw a flower for each of your spelling words, writing one letter per petal.</p> <p> </p>
<p><b>Rainbow Words</b> Write your words out in pencil. Next draw around each letter 3 times using a different coloured pencil each time.</p> <p> </p>	<p><b>Crosswords</b> Write your words across and down, sharing the first same letter</p> <p> </p>	<p><b>Backwards</b> Write your words out first forwards and then backwards. Repeat 3 times.</p> <p>spelling gnilleps</p>	<p><b>Dot to Dot</b> Write each letter as a series of dots. Complete the word, then join the dots.</p> <p>spell</p>	<p><b>Alphabetical</b> Write your words out in alphabetical order. Repeat in reverse order.</p> <p>can spell I I spell can</p>
<p><b>Tell a story</b> Use all your spelling words to tell a short silly story.</p>	<p><b>Sentences</b> Write as many spelling words as you can in one sentence (with only one conjunction!). How many sentences do you need to include them all?</p>	<p><b>Spelling Shapes</b> Draw around your words, emphasising the shape of the letters. Repeat 3 times</p> <p> </p>	<p><b>Colourful Consonants</b> Write out each word using a pencil. Go over the consonants with a different colour. Repeat 3 times.</p> <p>spelling</p>	<p><b>Rhyme Time</b> Make a short rhyme for each of your words. (the rhyming words doesn't need to follow the spelling pattern!)</p> <p>spelling gets me yelling!</p>
<p><b>Spot the Syllables</b> Write out each word in pencil. Choose a different colour for each syllable and go over each. Repeat 3 times.</p> <p>spelling</p>	<p><b>Graffiti</b> Create a wall of colourful graffiti using all your spelling words.</p> <p> </p>	<p><b>Other hand!</b> Write out your words. Next to each, have a go at writing each one with the hand you don't usually write with!</p> <p>spelling spelling</p>	<p><b>Say What?</b> Write each of your words in a question.</p> <p>Are you a Super spelling star?</p>	<p><b>Little Words</b> Write each words and put the little words within each. Write each little word next to the word.</p> <p>spelling spell in</p>

# Reading Records

- Your child will have a reading record for them and yourselves to record their reading.
- Please record your comments in the reading record – it is very useful and important to see.
- Your child must bring in the reading record every day.
- Your child will need to practise reading at home at least 3 times a week – it is recommended that they read every day. Please write a comment about how they have read and sign the reading record once a week ready for us to change books on a Friday (if ready to).
- Your child will bring home 2 books from school a week – please remember to also read other texts too for variety and to encourage their interests and literary appetite!



# Home Learning - Reading

- Try to read with your child at least 3 times a week.
- Spend time discussing the text.
- Ask and answer questions about the text together.
- Predict what might happen next
- Discuss the vocabulary and meaning of the language in the text.
- Remember that re-reading a text is important for consolidation, fluency, expression and comprehension.
- Read together for enjoyment!



# Home learning - Maths

- Count in multiples of 6, 7, 9, 25 and 1000.
- Times tables to 12.
- Telling the time confidently, using both analogue and digital clocks.
- Read and write four digit numbers in numerals and words.
- Round to the nearest 10, 100 and 1000.
- Maths games – such as snakes and ladders



# Useful resources

- BBC bitesize

<https://www.bbc.co.uk/bitesize/tags/z7s22sg/year-2-and-p3-lessons>

- Oxford Owl

<https://home.oxfordowl.co.uk/>

- Oak Academy

<https://www.thenational.academy/>

- Whiterose

<https://whiterosemaths.com/homelearning/>



# Marking And Feedback At School

- Your child will receive regular verbal feedback
- They will also have their work marked in green pen
- Children can earn house points, stars, stickers and star of the week
- For outstanding achievements children can receive a 'special award' from Mrs Ellwood
- Children can receive postcards home for outstanding effort, behaviour and personal achievements.





# Multiplication Tables Check

- Will go ahead this year as normal.
- The check is completed on an tablet/laptop. We will practise regularly beforehand.
- The check will take place in June and should take each pupil no more than 5 minutes to complete.
- 25 multiplication questions.
- National Curriculum (2014): *'By the end of year 4, pupils should have memorised their multiplication tables up to and including the 12 multiplication table and show precision and fluency in their work'*.
- We will do lots of practise at school, focussing on a certain table each week/fortnight.
- It is also important that the children practise at home too.



# Special educational needs/disabilities SEND

- Greenway School INCO-(Inclusion Co-ordinator) and Autism Lead is Dani Roe
- INCO works in partnership with parents/carers, staff and professionals to ensure that pupils with SEND have the appropriate provision and **reasonable adjustments** in place in school
- SEND policy, School offer and Hertfordshire local offer for SEND is on website
- All pupils with SEND will have a One Page Profile. This will be shared and targets reviewed with staff and parents/carers
- Please look out for letters and flyers for courses and opportunities for pupils with SEND, sent via email
- If you have concerns regarding your child please email [yourclass](mailto:yourclass@greenwayprimaryandnurseryschool.co.uk) teacher and/or INCO.

# Class Rep...

## Thank you to...

Lucas and Nathan's mums!

If you change your mobile phone number or e-mail address then please let the office know (if you have not given either of these to the office please do so asap).



# Thank you for listening

Please email me on

[katie.stewart@greenway.herts.sch.uk](mailto:katie.stewart@greenway.herts.sch.uk)

If you need to contact me.

