

Welcome to your new
class

Chestnut

Class teacher: Mr Loczy

mark.loczy@greenway.herts.sch.uk

Current learning support: Mrs Doran

Mrs Meaney and Mr Lewis

PPA teacher: Mrs Adams (Wednesday PM)



Welcome!

The children in Chestnut class have settled in really well after the summer and I am enjoying getting to know them all. It is lovely to see how excited they are to learn and be with their friends.

Thank you very much for all of your support so far and I look forward to working closely with you throughout the year.



Year 5
Chestnut



9:00



9:40



10:25



10:40




11:00



12:00



1:00



Monday



Guided
Reading/Spelling



English



Assembly



Break



Maths



Lunch



French



Tuesday



Guided
Reading/Spelling



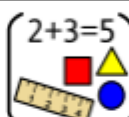
English



Assembly



Break



Maths



Lunch



RE



Wednesday



Guided
Reading/spelling



English



Assembly



Break



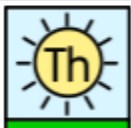
Maths



Lunch



Science



Thursday



Guided
Reading/spelling



English



Assembly



Break




Maths



Lunch



Art or DT



Friday



Assembly



History or
Geography



Break



Dictation



Singing





Lunch




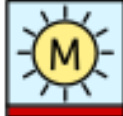
PE


Year 5
Chestnut


2:00


3:00



3:15


Monday



PSHE


Library


Home Time


Tuesday


PE


Class read

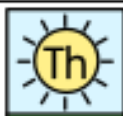

Home Time


Wednesday


Science


Class read

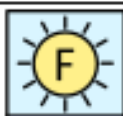

Home Time



Thursday


History/Geograpy


Class read


Home Time


Friday


Music


Social Time


Home Time

Year 5 Curriculum Overview 2022-2023

	<u>Autumn</u>	<u>Spring</u>	<u>Summer</u>
<u>Science</u>	Properties of materials & Earth and space	Science: Forces & Sound	Science: Living things and their habitats & Animals including humans
<u>Art</u>	Sculpture: Maya sculptures using clay	Printing: WW11	Drawing: Mountainscape
<u>Design and Technology</u>	Christmas stockings	Making bread (kneading, plaiting, weighing, oven, rising of yeast, proving and shaping)	Wishing wells
<u>Computing</u>	Developing an interactive game & producing digital music	Fusing geometry and art & creating a webpage	Sharing in a virtual space & cracking codes
<u>French</u>	Greetings, all about me and Christmas	The date and my family	Home and weather
<u>PE</u>	Games, gymnastics and swimming	Invasion games and wall/net/court game	Striking and fielding game, OAA and athletics



Year 5 Curriculum Overview 2022-2023

<u>Geography</u>	How do volcanoes affect the lives of people on Hiemaey (Iceland)?	What is a river?	Why are mountains so important?
<u>History</u>	Why did the ancient Maya change the way they lived?	Why was winning the Battle of Britain in 1940 so important? What did the Vikings want and how did Alfred stop them getting it?	What did King George VI mean when he said the History of York is the History of England?
<u>R.E.</u>	Christianity and Sikhism	Christianity and Hinduism	Christianity and Sikhism
<u>Music</u>	Body percussion and rondo composition	Round and harmony and whole class arrangement and performance	Cyclic patterns and performing with drumsticks
<u>P.S.H.E/SRE</u>	Jigsaw PSHE: Being me in my world and Celebrating difference	Jigsaw PSHE: Dreams and goals and Healthy me	Jigsaw PSHE: Relationships and Changing me



Class Routines

- School starts at 8:50am and children will walk to line up on the playground
- School ends at 3:15pm and children will be collected from their classrooms
- All children need to bring in a named water bottle every day and a healthy snack (e.g fruit, veg, plain carb) if they would like to
- Children must have a change of shoes for inside and outside
- PE kits should be in school for PE on Monday – you will need a named t-shirt, jogging trousers/shorts and trainers



Key Information

- Contributions – please supply a box of tissues and a **hand sanitiser** for the class each term.
- All admin that needs to go to the office please email admin@greenway.herts.sch.uk
- If your child has a medical/physical condition of which we are not aware, then please let us know. If they require any medication to be administered then it must be in writing for us to be able to give it to your child with your written consent
- Please ensure that if your child requires an epi-pen or inhaler that we have this in school and it is in date.



If Your Child Is Unwell

- If your child is unwell please email or phone admin@greenway.herts.sch.uk
- If they have sickness or diarrhoea, it is a legal requirement for your child to be kept off school for 48 hours following the last occurrence
- If your child requires Calpol/Paracetamol to come to school then they should be at home!
- Antibiotics will only be administered if required 4 times a day, unless attending Waccy
- If your child needs to go to an appointment during the school day then please email admin@greenway.herts.sch.uk. You will then be able to enter the school to collect your child from the office.



Communication

- Please inform the school of appointments or communicate any issues that arise including a reason for lateness or absence via email to the school office admin@greenway.herts.sch.uk
- It is very important that you let us know of anything that may affect your child in school. If you should have any situations that arise that could affect the emotional well-being of your child please also inform us. e.g. moving house, illness of close relatives, parent travelling and being away from home.



End of Year Expectations

Reading

- Read age-appropriate books with confidence and fluency (including whole novels)
- Read aloud with intonation that shows understanding
- Work out the meaning of words from context, checking that the text makes sense
- Predict what might happen from details stated and implied
- Summarise main ideas identifying key details
- Retrieve information from non-fiction
- Explain and discuss their understanding of what they have read, drawing inferences and justifying these with evidence
- Make comparisons between the book they are reading and other books they have read
- Evaluate how authors use language, beginning to consider the impact on the reader



End of Year Expectations

Writing

- Write for a range of purposes and audiences, and mostly select language that shows good awareness of the reader (e.g. clarity of explanations: appropriate level of formality in speech writing)
- In narratives, describe settings, characters and atmosphere
- Begin to convey character and advance the action through dialogue, maintaining a balance of speech and description
- Select vocabulary and grammatical structures that are appropriate for the audience and purpose (e.g. correct sentence types; tenses; a range of verb forms; relative clauses)
- Use a range of devices to build cohesion within and across paragraphs (e.g. conjunctions; adverbials of time and place; pronouns; synonyms), in much of their writing
- Use verb tenses consistently and correctly throughout most of their writing
- Use a range of punctuation taught up to and including Y5 mostly correctly (e.g. commas separating clauses; punctuation for parenthesis)
- Spell correctly words from learning in previous year group, and some words from the year 5/6 spelling list, using known spelling strategies and dictionaries to check spelling of uncommon or more ambitious vocabulary
- Write legibly, fluently and with increasing speed

End of Year Expectations

Maths

Number and place value

- Understand and apply the knowledge of place value e.g. reads, writes, orders, compares, estimates, multiplies and divides numbers by 10, 100 and 1000 up to 1,000,000 and to 3 decimal places and as fractions
- Round decimals with two decimal places
- Read roman numbers to 1000 and recognise years written in Roman numerals
- Recognise and convert mixed numbers and improper fractions
- Compare and order fractions whose denominators and all multiples of the same number

Calculating

- Arithmetical laws and relationships
- Mental fluency
- Fractions, decimals and percentages (adding and subtracting fractions whose denominators and multiples of the same number and multiplying proper fractions and mixed numbers)
- Solving numerical problems (one/two step using all operations)

Measurement

- Metric and imperial measurements
- Perimeter, area and volume
- Chronology
- Solve problems using all operations

Geometry

- Properties of shape
- Position and direction

Home Learning

Maths will be set weekly on Fridays at 3pm on Google Classrooms. This needs to be submitted/up loaded to Google Classrooms by 3pm the following Thursday. Your child will complete their Maths home learning in their Maths home learning book, which is to stay at home.

Spellings are set weekly every Friday via Spelling Shed. The class will learn the rule and refer to it throughout the week along with revisiting it. This is to ensure that spellings are applied in writing rather than just learning them for a test.



Examples of how to practise at home

early early early
↑
rainbow writing strategy

every ant runs through hedges
← Silly sentences strategies

dis

↑
the rule

disagree
← Segmentation strategy

disobey
↑
word shape strategy

d.
di
dis
disa
disap
disapp
disappo
disappoi
disappoin
disappoint

pyramid word strategy →

disagree
no! no! no

← pictorial and giving meaning to the word

Examples of how to practise at home

<p>Upper and Lower Write each of your words out 2 times: the first time in UPPER CASE, the second time in lower case. Repeat 3 times.</p> <p>SPELLING spelling</p>	<p>Pyramid writing Write each of your words like a pyramid. Repeat doing an upside down pyramid!</p> <p> </p>	<p>Blue Vowels Write out each of your words. Go over the vowels in each word using a blue pencil or pen. Repeat 3 times.</p> <p>spelling</p>	<p>Curly Words First write out your words in normal writing. Next, write them again in curly words.</p> <p>spelling Spelling</p>	<p>Spelling Flowers Draw a flower for each of your spelling words, writing one letter per petal.</p> <p> </p>
<p>Rainbow Words Write your words out in pencil. Next draw around each letter 3 times using a different coloured pencil each time.</p> <p> </p>	<p>Crosswords Write your words across and down, sharing the first same letter</p> <p> </p>	<p>Backwards Write your words out first forwards and then backwards. Repeat 3 times.</p> <p>spelling gnilleps</p>	<p>Dot to Dot Write each letter as a series of dots. Complete the word, then join the dots.</p> <p>spell</p>	<p>Alphabetical Write your words out in alphabetical order. Repeat in reverse order.</p> <p>can spell I I spell can</p>
<p>Tell a story Use all your spelling words to tell a short silly story.</p>	<p>Sentences Write as many spelling words as you can in one sentence (with only one conjunction!). How many sentences do you need to include them all?</p>	<p>Spelling Shapes Draw around your words, emphasising the shape of the letters. Repeat 3 times</p> <p> </p>	<p>Colourful Consonants Write out each word using a pencil. Go over the consonants with a different colour. Repeat 3 times.</p> <p>spelling</p>	<p>Rhyme Time Make a short rhyme for each of your words. (the rhyming words doesn't need to follow the spelling pattern!)</p> <p>spelling gets me yetting!</p>
<p>Spot the Syllables Write out each word in pencil. Choose a different colour for each syllable and go over each. Repeat 3 times.</p> <p>spelling</p>	<p>Graffiti Create a wall of colourful graffiti using all your spelling words.</p> <p> </p>	<p>Other hand! Write out your words. Next to each, have a go at writing each one with the hand you don't usually write with!</p> <p>spelling spelling</p>	<p>Say What? Write each of your words in a question.</p> <p>Are you a Super spelling star?</p>	<p>Little Words Write each words and put the little words within each. Write each little word next to the word.</p> <p>spelling spell in</p>

Reading Records

- We have invested in a new layout!
- In Year 5, children choose their reading books, with guidance!
- Your child will have a reading record for them and yourselves to record their reading diet
- Please record your comments in the reading record – it is very useful and important to see
- Your child must bring in the reading record every day
- Your child will need to practise reading at home as they will have a reading challenge, therefore they will need to read every day. Please write a comment about how they have read at least once week.



Home Learning - Reading

- To read with your child at least once a week
- To spend time discussing the text
- Asking and answering questions about the text together
- Predicting what might happen next
- Discussing the vocabulary and meaning of the language in the text
- Remember that re-reading a text is important for consolidation, fluency, expression and comprehension
- Please use the school bookmark provided to support reading comprehension
- Reading together for enjoyment!



Home learning - Maths

- Times tables: 2-12 (multiplication and division facts)
- Number manipulation and fluency
- Converting and using units of measure
- Solving multi-step problems involving all four operations



PSHE scheme

- 'Changing me' is taught in the Summer term
- Main vocabulary- puberty, menstruation, periods, sanitary towels, tampons, ovaries, oestrogen, vulva, womb, sperm, semen, erection, ejaculation, wet dream, hormones, conception, sexual intercourse, fertility treatment
- Learning intentions:
- Self and body image, puberty for girls, puberty for boys, conception, and looking ahead



Useful Resources

- BBC bitesize
- Mathletics
- TT Rock Stars
- Oak National Academy
- Classroom secrets
- Nrich
- Myminimaths
- White Rose
- Top Marks



Marking and Feedback At School

- Your child will receive regular verbal feedback
- They will also have their work marked in green pen
- Children can earn house points, stars, stickers and star of the week
- For outstanding achievements children can receive a 'special award' from Mrs Ellwood
- Children can receive postcards home for outstanding effort, behaviour and personal achievements.



Special educational needs/disabilities

SEND

- Greenway School INCO-(Inclusion Co-ordinator) and Autism Lead is Dani Roe
- INCO works in partnership with parents/carers, staff and professionals to ensure that pupils with SEND have the appropriate provision and **reasonable adjustments** in place in school
- SEND policy, School offer and Hertfordshire local offer for SEND is on website
- All pupils with SEND will have a One Page Profile. This will be shared and targets reviewed with staff and parents/carers
- If you have concerns regarding your child please email your class teacher and/or INCO.



Pencil cases

- This should include:
- 2 ball point pens (black ink) (not biros)
- 2 HB pencils
- A selection of coloured pencil crayons
- A ruler (only needs to be 15cm – principally for underlining)
- 1 or 2 high-lighter pens
- A glue stick



I would rather children not bring rubbers (edits and changes should be celebrated and crossed out! I want to see the changes!) and pencil cases should be plain/ practical / sensible without charms / toys .. or anything that makes a beep / squeak!



Walking to School

To support the children that are walking to school now or will be in the future, we have had discussions about road safety in class. We have used the swimming sessions to also support the children apply this learning. In small groups, with an adult, we have demonstrated how to cross the road safely and individually the children have shown an adult they can.



Class Reps...

Thank you to...

Clementine's Mum!

If you change your mobile phone number or e-mail address then please let the office know (if you have not given either of these to the office please do so asap).



Thank you for listening

Please email me on

mark.Loczy@greenway.herts.sch.uk

If you need to contact me.

