

Welcome to your new class

Elm

Class teacher: Miss Stewart

katie.stewart@greenway.herts.sch.uk

Current learning support: Mrs Spiller and
Mr Burch

PPA teacher: Mrs Webb (Thursday PM)

Welcome!

It is lovely to meet you and get to know your children. They are a joy and are settling into Year 1 well. It's great to see how excited they are to learn and be with their friends.

I'm looking forward to working with you to support your child holistically.



Timetable 2022-2023

Elm	8:55	9:00	9:30	10:25	10:40	11:00	12:00	1:00	2:00	3:00	3:15
Monday	Morning Task	Phonics/Reading	English	Assembly	Break	Maths	Lunch	PE	Spelling	Story	Home
Tuesday	Morning Task	Phonics/Reading	English	Assembly	Break	Maths	Lunch	Art	PE	Story	Home
Wednesday	Morning Task	Phonics/Reading	English	Assembly	Break	Maths	Lunch	Spelling	Science	Story	Home
Thursday	Morning Task	Phonics/Reading	English	Assembly	Break	Maths	Lunch	RE	Music	Story	Home
Friday	Morning Task	Assembly	History/Geography	Break	Singing	Maths	Lunch	Social Time	PSHE	Story	Home

*Computing is timetabled for one week a half term, hence not on the weekly timetable



Elm Curriculum Overview 2022-2023

	<u>Autumn</u>	<u>Spring</u>	<u>Summer</u>
<u>Science</u>	Sensing seasons and Looking at animals	Animal antics and Plant detectives	Using our senses and Everyday materials
<u>Art</u>	Spirals	Simple Printmaking	Making birds
<u>Design and Technology</u>	Sliders and levers- Christmas cards	Preparing fruit and veg – Fruit Kebab	Free standing structures- Weather Vanes
<u>Computing</u>	Online Safety Grouping and Sorting	Pictograms Animated Story Books Technology Outside School	Lego Builders Maze Explorers Coding
<u>Geography</u>	How does the weather affect our lives?	What's the Geography of where I live like?	How does the Geography of Kampong (village in Brunei) Ayer compare with where I live?

Educational visits: **Hudnall Park** in the Summer Term – Map reading, orienteering skills and team building.
RE trip to local church.



Elm Curriculum Overview 2022-2023

<p><u>PE</u></p>	<p>Games – ball Skills (hand and feet unit) and rackets, bats and balls</p> <p>Gymnastics – balancing and sequences</p>	<p>Games – attack v defence</p> <p>Dance – zoo and creating simple motifs</p> <p>Gymnastics – apparatus exploration</p>	<p>Athletics – variety of jumps and travelling</p> <p>OAA – team building and cross curricular orienteering</p> <p>Games – striking games</p>
<p><u>History</u></p>	<p>What does it take to be a great explorer?</p>	<p>How and why did the Great Fire of London start?</p>	<p>Why is the History of my locality significant?</p>
<p><u>R.E.</u></p>	<p>Christianity</p>	<p>Christianity, Islam and Judaism</p>	<p>Islam & Judaism</p>
<p><u>Music</u></p>	<p>Exploring how pulse, rhythm and pitch work together.</p> <p>Rapping, dancing and singing.</p>	<p>How to be in the groove in different styles of music.</p> <p>Pulse, rhythm and pitch in different styles of music.</p>	<p>Using your imagination.</p> <p>The history of music.</p>
<p><u>P.S.H.E/SRE</u></p>	<p>Jigsaw PSHE: Being me in my world and Celebrating difference</p>	<p>Jigsaw PSHE: Dreams and goals and Healthy me</p>	<p>Jigsaw PSHE: Relationships and Changing me</p>



Class Routines

- School starts at 8:55am and children will walk to line up on the playground.
- School ends at 3:15pm and children will be collected from their classrooms.
- All children need to bring in a named water bottle every day and a healthy snack (e.g fruit, veg, plain carb – no sesame, hummus, eggs, avocado or nut products) if they would like to.
- Children must have a change of shoes for inside and outside.
- PE is on Monday and Tuesday- Please bring your child to school changed for PE.



Key Information

- Contributions – please supply a box of tissues for the class each term.
- All admin that needs to go to the office please email admin@greenway.herts.sch.uk
- If your child has a medical/physical condition of which we are not aware, then please let us know. If they require any medication to be administered then it must be in writing for us to be able to give it to your child with your written consent.
- Please ensure that if your child requires an epi-pen or inhaler that we have this in school and it is in date.



If Your Child Is Unwell

- If your child is unwell please email or phone admin@greenway.herts.sch.uk
- If they have sickness or diarrhoea, it is a legal requirement for your child to be kept off school for 48 hours following the last occurrence
- If your child requires Calpol/Paracetamol to come to school then they should be at home!
- Antibiotics will only be administered if required 4 times a day, unless attending Waccy
- If your child needs to go to an appointment during the school day then please email admin@greenway.herts.sch.uk. You will then be able to enter the school to collect your child from the office.



Communication

- Please inform the school of appointments or communicate any issues that arise including a reason for lateness or absence via email to the school office admin@greenway.herts.sch.uk
- It is very important that you let us know of anything that may affect your child in school. If you should have any situations that arise that could affect the emotional well-being of your child please also inform us. e.g. moving house, illness of close relatives, parent travelling and being away from home.



Phonic Screening

- During the Summer term your child will be taking a Phonic Screening test that will assess their phonic knowledge.
- They will be given 40 words which consist of real words and alien (nonsense) words.
- This will be very low key and therefore I won't be sharing the specific day, usually in June, when this takes place to avoid anxiety!



End of Year Expectations

Reading	Writing	Maths
<p>Read many words of two or more syllables containing graphemes taught so far.</p> <p>Read most year 1 common exception words.</p> <p>In age appropriate books, read most words accurately and sufficiently fluently to allow focus on understanding rather than decoding.</p> <p>In a book they can read fluently:</p> <ul style="list-style-type: none">• check that the text makes sense to them.• answers questions and make some inferences.• join in discussion about what they have read.	<p>Read own writing aloud clearly for others to hear.</p> <p>Orally rehearse sentences and sequence them to form short narratives.</p> <p>Join clauses using 'and'.</p> <p>Use past, present and future accurately in speech and begin to incorporate this in writing.</p> <p>Use capital letters, full stops, question marks and exclamation marks where appropriate, most of the time.</p> <p>Spell some year 1 common exception words.</p> <p>Segment spoken words and write these in a phonetically-plausible way.</p> <p>Form many letters and digits correctly, with some difference between upper and lower-case.</p> <p>Use spaces between words</p>	<p>Count, read and write numbers to 100 in numerals (and numbers to 20 in words).</p> <p>Identify 1 more or 1 less.</p> <p>Count in multiples of 2, 5 and 10.</p> <p>Use the language equal to, more than, less than, most, least.</p> <p>Read, write and interpret + - =</p> <p>Know number bonds to 10 and 20.</p> <p>Add and subtract 1 and 2 digit numbers to 20.</p> <p>Recognise half and quarter as part of an object.</p> <p>Tell the time to the hour and half past the hour.</p> <p>Recognise many common 2D and 3D shapes.</p>

Home Learning

Maths will be set weekly on Fridays at 3pm on Google Classrooms. This needs to be submitted/up loaded to Google Classrooms by 3pm the following Thursday. Your child will complete their Maths home learning in their Maths home learning book, which is to stay at home.

Spellings are set weekly every Friday via Spelling Shed. The class will learn the rule and refer to it throughout the week along with revisiting it. This is to ensure that spellings are applied in writing rather than just learning them for a test. Please practise with your child using their spelling books (see next slide for examples). The dictation includes words using the same spelling rule.

(Spelling homework will start after half term)



Spelling journal examples

early early early
↑
rainbow writing strategy

every
ant
runs
through
hedges
← Silly
sentences
strategies

dis

↑
the rule

→
pyramid
word
strategy

d.
di
dis
disa
disap
disapp
disappo
disappoi
disappoin
disappoint

disagree

← segmentation
strategy

disagree
no! no! no!

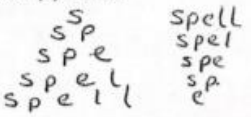


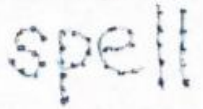
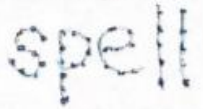

← pictorial
and giving
meaning to the
word

disobey

↑
word shape strategy



Spelling journal examples

<p>Upper and Lower Write each of your words out 2 times: the first time in UPPER CASE, the second time in lower case. Repeat 3 times.</p> <p>SPELLING spelling</p>	<p>Pyramid writing Write each of your words like a pyramid. Repeat doing an upside down pyramid!</p> <p>  </p>	<p>Blue Vowels Write out each of your words. Go over the vowels in each word using a blue pencil or pen. Repeat 3 times.</p> <p>spelling</p>	<p>Curly Words First write out your words in normal writing. Next, write them again in curly letters.</p> <p>spelling Spelling</p>	<p>Spelling Flowers Draw a flower for each of your spelling words, writing one letter per petal.</p> <p></p>
<p>Rainbow Words Write your words out in pencil. Next draw around each letter 3 times using a different coloured pencil each time.</p> <p></p>	<p>Crosswords Write your words across and down, sharing the first same letter</p> <p>spelling down</p>	<p>Backwards Write your words out first forwards and then backwards. Repeat 3 times.</p> <p>spelling gnilleps</p>	<p>Dot to Dot Write each letter as a series of dots. Complete the word, then join the dots.</p> <p></p>	<p>Alphabetical Write your words out in alphabetical order. Repeat in reverse order.</p> <p>can spell I I spell can</p>
<p>Tell a story Use all your spelling words to tell a short silly story.</p>	<p>Sentences Write as many spelling words as you can in one sentence (with only one conjunction!). How many sentences do you need to include them all?</p>	<p>Spelling Shapes Draw around your words, emphasising the shape of the letters. Repeat 3 times</p> <p></p>	<p>Colourful Consonants Write out each word using a pencil. Go over the consonants with a different colour. Repeat 3 times.</p> <p>spelling</p>	<p>Rhyme Time Make a short rhyme for each of your words. (the rhyming words doesn't need to follow the spelling pattern!)</p> <p>spelling gets me yetting!</p>
<p>Spot the Syllables Write out each word in pencil. Choose a different colour for each syllable and go over each. Repeat 3 times.</p> <p>spelling</p>	<p>Graffiti Create a wall of colourful graffiti using all your spelling words.</p> <p></p>	<p>Other hand! Write out your words. Next to each, have a go at writing each one with the hand you don't usually write with!</p> <p>spelling spelling</p>	<p>Say What? Write each of your words in a question.</p> <p>Are you a super spelling star?</p>	<p>Little Words Write each words and put the little words within each. Write each little word next to the word.</p> <p>spelling spell in</p>



Reading Records

- Your child will have a reading record for you to record their reading diet.
- Your child must bring in the reading record every day.
- Your child will need to practise reading at home at least 3 times a week – it is recommended that they read every day. Please write a comment about how they have read and sign the reading record once a week ready for us to change books on a Friday.
- Your child will bring home 2 books from school a week – please remember to also read other texts too for variety and to encourage their interests and literary appetite!



Home Learning - Reading

- To read with your child at least 3 times a week
- To spend time discussing the text
- Asking and answering questions about the text together.
- Making simple inferences.
- Discussing the vocabulary and meaning of the language in the text.
- Remember that re-reading a text is important for consolidation, fluency, expression and comprehension.
- Reading together for enjoyment!



Home learning opportunities- Maths

- Counting, reading and writing numbers to 100.
- Number bonds to 10 and 20 (two numbers which total 10/20).
- Writing the days of the week.
- Adding and subtracting 1 and 2-digit numbers to 20.
- Counting in 2s, 5s and 10s.
- Telling the time to the hour and half past.
- Maths games – such as snakes and ladders.



PSHE scheme

- 'Changing me' is taught in the Summer term
- Main vocabulary- male, female, vagina, penis, testicles, vulva, anus.

Learning intentions:

- Life cycles – animals and humans.
- Changes in me.
- Changes since being a baby.
- Differences between female and male bodies.
- Linking growing and learning.
- Coping with change.
- Transition.



Useful resources

- BBC bitesize

<https://www.bbc.co.uk/bitesize/tags/z7s22sg/year-2-and-p3-lessons>

- Oxford Owl

<https://home.oxfordowl.co.uk/>

- Oak Academy

<https://www.thenational.academy/>

- Whiterose

<https://whiterosemaths.com/homelearning/>

Marking and Feedback At School

- Your child will receive regular verbal feedback
- They will also have their work marked in green pen
- Children can earn house points, stars, stickers and star of the week
- For outstanding achievements children can receive a 'special award' from Mrs Ellwood
- Children can receive postcards home for outstanding effort, behaviour and personal achievements.



Special educational needs/disabilities SEND

- Greenway School INCO-(Inclusion Co-ordinator) and Autism Lead is Dani Roe
- INCO works in partnership with parents/carers, staff and professionals to ensure that pupils with SEND have the appropriate provision and **reasonable adjustments** in place in school
- SEND policy, School offer and Hertfordshire local offer for SEND is on website
- All pupils with SEND will have a One Page Profile. This will be shared and targets reviewed with staff and parents/carers
- If you have concerns regarding your child please email your class teacher and/or INCO.



Date for your diary!

- Key Stage One Harvest festival
 - 10am Tuesday 19th October!
 - In our school hall
 - More information to follow
 - Children to wear a plain yellow/red/brown/orange top
- Joggers needed if they don't wear trousers to school
 - Approximately 30 minutes



Show and Tell

- Children can bring in show and tell- with a focus!
- 5 minute talk about something special to them
- Important life skill to speak to an audience
- Timetable on Google Classroom



Class Rep...

Thank you to...

Dani and Ju

If you change your mobile phone number or e-mail address then please let the office know (if you have not given either of these to the office please do so asap).



Thank you for listening

Please email me on

katie.stewart@greenway.herts.sch.uk

if you need to contact me.

