

Welcome to your new  
class

Pine

Class teacher: Miss Dell

[kayleigh.dell@greenway.herts.sch.uk](mailto:kayleigh.dell@greenway.herts.sch.uk)

Current learning support: Mrs Webb and  
Mrs Dowley

PPA teacher: Mrs Webb (Wednesday PM)











































































# Welcome!

It is lovely to meet you and get to know your children. They are a delight and are settling into Year 2 well. It's great to see how excited they are to learn and are looking forward to the Year 2 topics.

I'm looking forward to working with you to support your child holistically.



# Timetable 2023-2024

 Year 2 Pine	 9:00	 9:45	 10:40	 10:55	 11:15	 12:15	 Afternoon	 Afternoon	 Afternoon	 3:00	 3:20
 Monday	 Guided Reading	 English	 Assembly	 Break	 Maths	 Lunch	 PSHE	 PE	 PE	 Class read	 Home time
 Tuesday	 Guided Reading	 English	 Assembly	 Break	 Maths	 Lunch	 Library & Spellings	 PE	 PE	 Class read	 Home time
 Wednesday	 Guided Reading	 English	 Assembly	 Break	 Maths	 Lunch	 RE	 Music	 Spellings	 Class read	 Home time
 Thursday	 Guided Reading	 Science	 Assembly	 Break	 Maths	 Lunch	 Handwriting & Spellings	 History/Geography	 History/Geography	 Class read	 Home time
 Friday	 Assembly	 English	 Break	 Singing	 Dictation & book change	 Lunch	 Art/ DT	 Social Time	 Social Time	 Class read	 Home time

\*Computing is timetabled for one week a half term, hence not on the weekly timetable



# Pine Curriculum Overview 2023-2024

	<u>Autumn</u>	<u>Spring</u>	<u>Summer</u>
<u>Science</u>	Use of everyday materials	Plants	Living things and their habitats Animals including humans
<u>Art and Design</u>	Explore and draw	Expressive painting	Stick transformation project
<u>Design and Technology</u>	Templates for joining techniques: Puppets	Preparing fruits and vegetables: Smoothies	Wheels and axels: Vehicle for a story character
<u>Computing</u>	Online safety Effective searching	Spreadsheets Presenting ideas	Creating pictures Coding
<u>Geography</u>	Why do we love living beside the seaside so much?	Why does it matter where our food comes from?	Why don't penguins need to fly?

## Educational visits:

RE trip to local church

History of Toys day- In school (Monday 13<sup>th</sup> November)

Summer term trip – TBC



# Pine Curriculum Overview 2023-2024

<u>PE</u>	<p>Games: Team tactics and invasion games</p> <p>Gymnastics: Linking and pathways</p>	<p>Dance: Sequencing phrases into motifs</p> <p>Games: Developing aiming skills and keep ball- invasion</p> <p>Indoor athletics: Balance, jumps and throwing</p>	<p>Games: Striking and fielding games. Tennis skills</p> <p>OAA: Orienteering and team building skills</p>
<u>History</u>	<p>How do our favourite toys and games compare to those in the 1960's?</p>	<p>Who was the greatest History maker?</p>	<p>Why was Charles I sent to prison?</p>
<u>R.E.</u>	<p>Christianity</p>	<p>Judaism and Christianity</p>	<p>Islam</p>
<u>Music</u>	<p>Exploring how pulse, rhythm and pitch work together</p> <p><i>Hands, feet and heart</i></p> <p><i>Ho, ho ho!</i></p>	<p>Pulse, rhythm and pitch in different styles of music</p> <p><i>I wanna play in a band</i></p> <p><i>Zoo time</i></p>	<p>The history of music and the language of music</p> <p><i>Friendship song</i></p> <p><i>Reflect, rewind and replay</i></p>
<u>P.S.H.E/SRE</u>	<p>Jigsaw PSHE: Being me in my world and Celebrating difference</p>	<p>Jigsaw PSHE: Dreams and goals and Healthy me</p>	<p>Jigsaw PSHE: Relationships and Changing me</p>
<u>French</u>			<p>Numbers to 10 and Colours</p> <p>Days of the week</p>



# Class Routines

- School starts at 8:50am and children will walk to line up on the playground
- School ends at 3:20pm and children will be collected from their classrooms
- All children need to bring in a named water bottle every day and a healthy snack (e.g fruit, veg, plain carb – **no sesame, hummus, eggs, avocado or nut products**)
- Children must have a change of shoes for inside and outside
- PE is on Monday and Tuesday- Please bring your child to school changed for PE! Football kit needs to be in a separate bag



# Key Information

- Contributions – please supply a box of tissues for the class each term.
- All admin that needs to go to the office please email [admin@greenway.herts.sch.uk](mailto:admin@greenway.herts.sch.uk)
- If your child has a medical/physical condition of which we are not aware, then please let us know. If they require any medication to be administered then it must be in writing for us to be able to give it to your child with your written consent
- Please ensure that if your child requires an epi-pen or inhaler that we have this in school and it is in date.



# If Your Child Is Unwell

- If your child is unwell please email or phone [admin@greenway.herts.sch.uk](mailto:admin@greenway.herts.sch.uk)
- If they have sickness or diarrhoea, it is a legal requirement for your child to be kept off school for 48 hours following the last occurrence
- If your child requires Calpol/Paracetamol to come to school then they should be at home!
- Antibiotics will only be administered if required 4 times a day, unless attending Waccy
- If your child needs to go to an appointment during the school day then please email [admin@greenway.herts.sch.uk](mailto:admin@greenway.herts.sch.uk). You will then be able to enter the school to collect your child from the office.





# Communication

- Please inform the school of appointments or communicate any issues that arise including a reason for lateness or absence via email to the school office [admin@greenway.herts.sch.uk](mailto:admin@greenway.herts.sch.uk)
- It is very important that you let us know of anything that may affect your child in school. If you should have any situations that arise that could affect the emotional well-being of your child please also inform us. e.g. moving house, illness of close relatives, parent travelling and being away from home.



# Progress and attainment

- Year 2 National SATS are no longer compulsory for Key Stage 1 but are available to schools
- They will take place in the Summer Term
- Your children are told that it is a **quiz** where they show me their learning in their own booklet
- It is low key to minimise worry and anxiety – please can I suggest you also share this approach
- They will be used to compliment end of Year 2 assessments
- If your child didn't pass the Phonic Screening test they will retake it in the Summer Term.



# End of Year Expectations

## Consistently and independently are key!

Reading	Writing	Maths
<p>To read an age appropriate book accurately and fluently making inferences and answering questions (verbally and in writing).</p>	<p>To consistently write clearly for different purposes using non-negotiables:</p> <ul style="list-style-type: none"> <li>- Capital letters</li> <li>- Full stops</li> <li>- Finger spaces</li> <li>- Questions marks</li> <li>- Correct tense</li> <li>- Co-ordinating (and/but/so) and subordinating (when/if/that/because) conjunctions</li> <li>- Spelling many words correctly and making phonically-plausible attempts for others</li> <li>- Spelling many common exception words</li> <li>- Forming capital and lower-case letters of the correct size and orientation</li> </ul>	<ul style="list-style-type: none"> <li>- Partition/regroup two-digit numbers in different ways, explaining their thinking</li> <li>- Recall number bonds to 20</li> <li>- Add and subtract two-digit numbers using efficient written strategies</li> <li>- Recall multiplication and division facts for the 2,5 and 10 times table</li> <li>- Fractions (<math>\frac{1}{4}</math>, <math>\frac{1}{3}</math>, <math>\frac{1}{2}</math>, <math>\frac{2}{4}</math>, <math>\frac{3}{4}</math>) of numbers or shapes</li> <li>- To solve problems</li> <li>- Use different coins to make the same amount</li> <li>- Read the time on the clock to the nearest 15 minutes</li> <li>- Describe the properties to 2D and 3D shapes</li> </ul>

# Home Learning

Maths will be set weekly on Fridays at 3pm on Google Classrooms. This needs to be submitted/up loaded to Google Classrooms by 3pm the following Thursday. Your child will complete their Maths home learning in their Maths home learning book, which is to stay at home.

Spellings are set weekly every Friday via Spelling Shed. The class will learn the rule and refer to it throughout the week along with revisiting it. This is to ensure that spellings are applied in writing rather than just learning them for a test.

Please practise with your child using their spelling books (see next slide for examples). The dictation includes words using the same spelling rule.



# Spelling journal examples

early early early  
↑  
rainbow writing strategy

every  
ant  
runs  
through  
hedges  
← Silly  
sentences  
strategies

dis

↑  
the rule

→  
pyramid  
word  
strategy

d.  
di  
dis  
disa  
disap  
disapp  
disappo  
disappoi  
disappoin  
disappoint

disagree

← segmentation  
strategy

disagree  
no! no! no!

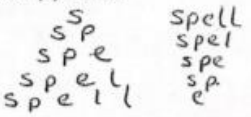


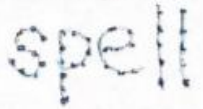


← pictorial  
and giving  
meaning to the  
word

disobey

↑  
word shape strategy



# Spelling journal examples

<p><b>Upper and Lower</b> Write each of your words out 2 times: the first time in UPPER CASE, the second time in lower case. Repeat 3 times.</p> <p>SPELLING spelling</p>	<p><b>Pyramid writing</b> Write each of your words like a pyramid. Repeat doing an upside down pyramid!</p> <p>  </p>	<p><b>Blue Vowels</b> Write out each of your words. Go over the vowels in each word using a blue pencil or pen. Repeat 3 times.</p> <p>spelling</p>	<p><b>Curly Words</b> First write out your words in normal writing. Next, write them again in curly letters.</p> <p>spelling Spelling</p>	<p><b>Spelling Flowers</b> Draw a flower for each of your spelling words, writing one letter per petal.</p> <p></p>
<p><b>Rainbow Words</b> Write your words out in pencil. Next draw around each letter 3 times using a different coloured pencil each time.</p> <p></p>	<p><b>Crosswords</b> Write your words across and down, sharing the first same letter</p> <p>spelling down</p>	<p><b>Backwards</b> Write your words out first forwards and then backwards. Repeat 3 times.</p> <p>spelling gnilleps</p>	<p><b>Dot to Dot</b> Write each letter as a series of dots. Complete the word, then join the dots.</p> <p></p>	<p><b>Alphabetical</b> Write your words out in alphabetical order. Repeat in reverse order.</p> <p>can spell I I spell can</p>
<p><b>Tell a story</b> Use all your spelling words to tell a short silly story.</p>	<p><b>Sentences</b> Write as many spelling words as you can in one sentence (with only one conjunction!). How many sentences do you need to include them all?</p>	<p><b>Spelling Shapes</b> Draw around your words, emphasising the shape of the letters. Repeat 3 times</p> <p></p>	<p><b>Colourful Consonants</b> Write out each word using a pencil. Go over the consonants with a different colour. Repeat 3 times.</p> <p>spelling</p>	<p><b>Rhyme Time</b> Make a short rhyme for each of your words. (the rhyming words doesn't need to follow the spelling pattern!)</p> <p>spelling gets me yetting!</p>
<p><b>Spot the Syllables</b> Write out each word in pencil. Choose a different colour for each syllable and go over each. Repeat 3 times.</p> <p>spelling</p>	<p><b>Graffiti</b> Create a wall of colourful graffiti using all your spelling words.</p> <p></p>	<p><b>Other hand!</b> Write out your words. Next to each, have a go at writing each one with the hand you don't usually write with!</p> <p>spelling spelling</p>	<p><b>Say What?</b> Write each of your words in a question.</p> <p>Are you a super spelling star?</p>	<p><b>Little Words</b> Write each words and spot the little words within each. Write each little word next to the word.</p> <p>spelling spell in</p>



# Reading Records

- We invested in a new layout last year!
- In Year 2, children choose their reading books, with guidance!
- Sometimes children have a known text to read to support fluency.
- Your child will have a reading record for them and yourselves to record their reading diet
- Your child must bring in the reading record every day
- Your child will need to practise reading at home at least 3 times a week – it is recommended that they read every day. Please write a comment about how they have read and sign the reading record once a week ready for us to change books on a Friday
- Your child will bring home 2 books from school a week – please remember to also read other texts too for variety and to encourage their interests and literary appetite!
- We will collect Reading Records and books in on a **Thursday**.



# Home Learning - Reading

- To read with your child at least 3 times a week
- To spend time discussing the text
- Asking and answering questions about the text together
- Predicting what might happen next
- Discussing the vocabulary and meaning of the language in the text
- Remember that re-reading a text is important for consolidation, fluency, expression and comprehension
- Please use the school bookmark provided to support reading comprehension
- Reading together for enjoyment!





# Home learning opportunities-

## Maths

- Number bonds to 10 or 20 ( two numbers which total 10/20)
- Inverse of number facts e.g.  $10+8=18$ ,  $8+10=18$ ,  $18=10+8$ ,  $18-10=8$ ,  $18-8=10$
- Counting in 2s, 5s and 10s with confidence
- Telling the time confidently to the hour, half past the hour and quarter to and past the hour
- Number rehearsal – counting, ordering, sequencing two digit numbers
- Maths games – such as snakes and ladders



# PSHE scheme

- 'Changing me' is taught in the Summer term
- Main vocabulary- male, female, vagina, penis, testicles, vulva, anus, public, private
- Learning intentions: Recognising life cycles in nature, natural life processes from young to old, body changes from birth, physical differences between girls and boys, understanding that there are different types of touch and what I am looking forward to in Year 3



# Useful resources

- BBC bitesize

<https://www.bbc.co.uk/bitesize/tags/z7s22sg/year-2-and-p3-lessons>

- Oxford Owl

<https://home.oxfordowl.co.uk/>

- Oak Academy

<https://www.thenational.academy/>

- White Rose

<https://whiterosemaths.com/homelearning/>



# Marking and Feedback At School

- Your child will receive regular verbal feedback
- They will also have their work marked in green pen
- Children can earn house points, stars, stickers and star of the week
- For outstanding achievements children can receive a 'special award' from Mrs Ellwood
- Children can receive postcards home for outstanding effort, behaviour and personal achievements.



# Special educational needs/ disabilities SEND

- Greenway School INCO- (Inclusion Co-ordinator) and Autism Lead is Dani Roe- [dani.roe@greenway.herts.sch.uk](mailto:dani.roe@greenway.herts.sch.uk)
- INCO works in partnership with parents/carers, staff and professionals to ensure that pupils with SEND have the appropriate provision and **reasonable adjustments** in place in school
- SEND policy, School offer and Hertfordshire local offer for SEND is on website
- All pupils with SEND will have a One Page Profile. This will be shared and targets reviewed with staff and parents/carers
- If you have concerns regarding your child please email your class teacher and/or INCO.



# Key Stage One Harvest festival

- Friday 6<sup>th</sup> October at 10am
  - In our school hall
- Your child can choose to wear a plain yellow/red/brown/orange top
- Joggers needed if they don't wear trousers to school
  - Approximately 30 minutes



# Show and Tell

- Children can bring in show and tell- with a focus!
- 5 minute talk about something special to them
- Important life skill to speak to an audience
- Timetable on Google Classroom



# Class Reps...

Thank you to Bella's mum &  
Poppy's mum

If you change your mobile phone number or e-mail address then please let the office know (if you have not given either of these to the office please do so asap).





Thank you for listening

Please email me on

[kayleigh.dell@greenway.herts.sch.uk](mailto:kayleigh.dell@greenway.herts.sch.uk)

If you need to contact me.

