

What's your  
personal view  
on reading?

# Reading at Greenway


2023

How did you  
learn to  
read?



## Our aim

- Teach them sounds to enable them to read
- Teach them life long reading strategies
- Inspire children to develop a love of reading
- Motivate children to read for pleasure



# The reading balance

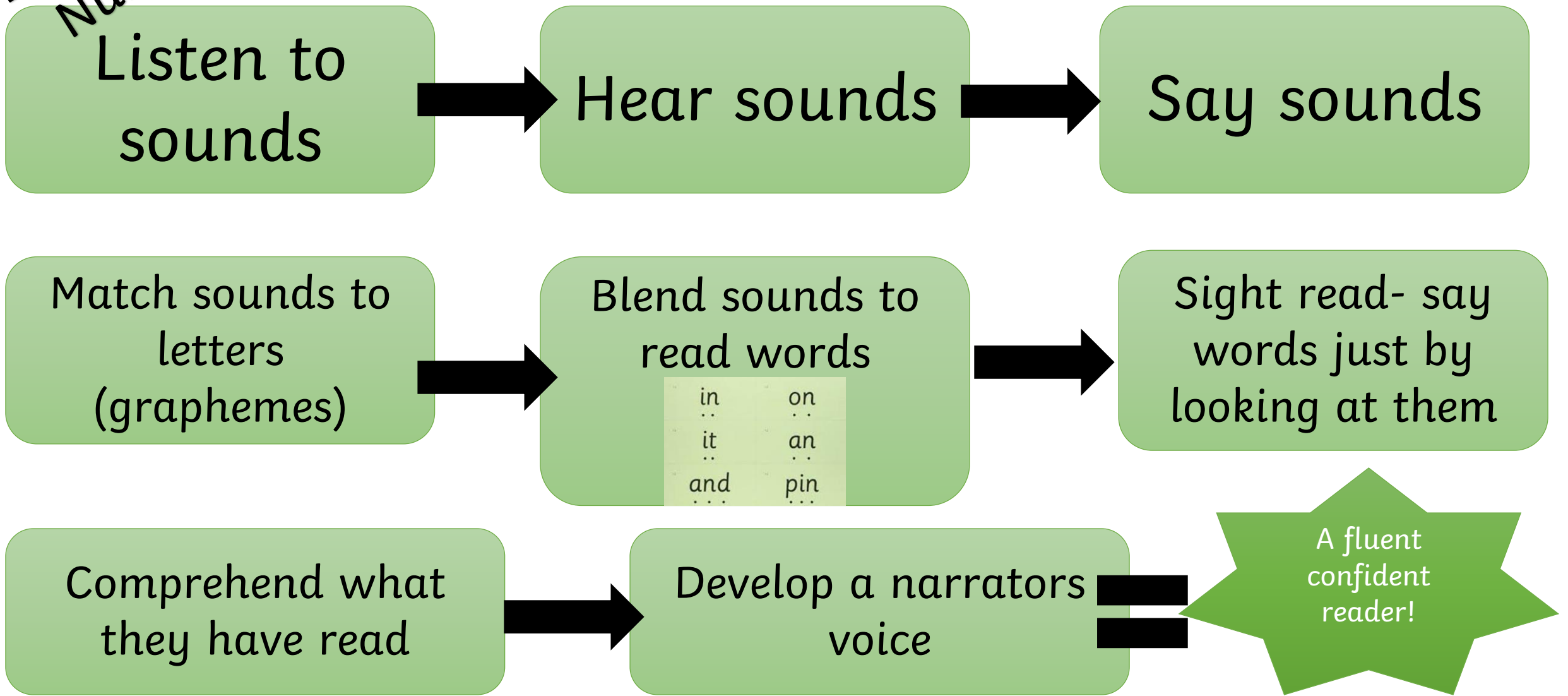


Being able to read  
the words on the  
page- **decoding**

Being able to  
understand the  
words on the page-  
**comprehension**

*It starts in Nursery!*

# How do children learn to read?



in     on  
it     an  
and    pin



# Why synthetic phonics?

Synthetic phonics is the ability to convert a letter or letter group into sounds that are then blended together into a word.

The Reading Framework (July 2023) states:

- Phonics is a body of knowledge that is necessary for pupils to learn to read and spell, at whatever age.
- Evidence shows that teaching phonics is the **best way** to teach children to read words
- The Education Endowment Foundation (EEF) considers phonics to be one of the **most secure** and best-evidenced areas of pedagogy, recommending all schools use a systematic approach to teaching it.



in	on
it	an
and	pin



## What is Read Write Inc (RWI)?

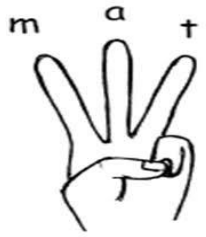
UK's leading SSP programme

For children from Nursery

A rapid 'learn to read' programme

For children with SEND and older children who need to 'catch up'

in	on
it	an
and	pin



# Why Read Write Inc (RWI)?

Accessible for all!

Our children really enjoy it! It's engaging and fun!

Our data shows great success! Early success in reading! Crucial skill for life!

Structured and systematic

Training and ongoing staff development to ensure high quality teaching and success for all learners



# Read Write Inc rules

- Magnet eyes
- My turn, your turn
- Hand signal
- Talk partner







Children learn 44 sounds (phoneme) and matching letters (graphemes)

Children learn to blend sounds to read words... This is decoding!

## How does RWI work?

Read specially designed books which allow them to apply taught phonemes (sounds)

Daily phonic teaching

# Graphemes = letters that make the sound

Complex Speed Sounds

The sound that is written down

English language has more than 150 graphemes

There are more than 150 ways to represent the 44 sounds using our 26 alphabet letters

A complex code!

Consonant sounds

f	l	m	n	r	s	v	z	sh	th	ng
ff	ll	mm	nn	rr	ss	ve	zz	ti		nk
ph	le	mb	kn	wr	se		s	ci		
					c		se			
					ce					

b	c	d	g	h	j	p	qu	t	w	x	y	ch
bb	k	dd	gg		g	pp		tt	wh			tch
	ck				ge							
	ch				dge							

Vowel sounds

a	e	i	o	u	ay	ee	igh	ow
	ea				ā-e	y	i-e	ō-e
					ai	ea	ie	oa
						e	i	o
							y	

oo	oo	ar	or	air	ir	ou	oy	ire	ear	ure
ū-e			oor	are	ur	ow	oi			
ue			ore		er					
ew			aw							
			au							

ay

ai

â-e

One word could be spelt and read in lots of different ways!



may I play?



snail in the rain



make a cake


play

plaiy

playe

# Speed Sound Lesson

Set 1 sounds



Stretch: mmmountain  
Handwrite: Maisie, mountain,  
mountain

Read Write Inc.  
Phonics

Desktop Speed Sounds Chart

## Speed Sounds Set 1

m m	a a	s s	d d	t t
i i	n n	p p	g g	o o
c c	k k	u u	b b	f f
e e	l l	h h	sh sh	r r
j j	v v	y y	w w	th th
z z	ch ch	qu qu	x x	ng nk

# Sounds = phonemes

Set 2 sounds

Children learn 44 pure sounds

Ask your child to look at your mouth or in a mirror to make the sounds

Video- How to say the sounds



May I play?



What can you see?



Fly high



Blow the snow



Poo at the zoo



Look at a book



Start the car



Shut the door



That's not fair



Whirl and twirl



Shout it out



Toy from a boy

# Sounds = phonemes

Set 1 sounds

Read Write Inc.  
Phonics

Desktop Speed Sounds Chart

Speed Sounds Set 1

m m	a a	s s	d d	t t
i i	n n	p p	g g	o o
c c	k k	u u	b b	f f
e e	l l	h h	sh sh	r r
j j	v v	y y	w w	th th
z z	ch ch	qu qu	x x	ng nk

Now it's  
your  
turn!


Focus on the following  
phonemes:

m  
t  
d  
p  
x  
f  
th  
l




# Special friends

## Speed Sounds Set 2

































## Speed Sounds Set 3



When we ask a child to decode a word we ask them to look closely for *special friends*.

Let me show  
you an example















Speed Sounds Set 1

m 	a 	s 	d 	t 
i 	n 	p 	g 	o 
c 	k 	u 	b 	f 
e 	l 	h 	sh 	r 
j 	v 	y 	w 	th 
z 	ch 	qu 	x 	ng 

Speed Sounds Set 2

ay  may I play?	ee  what can you see?	igh  fly high	ow  blow the snow	oo  poo at the zoo
oo  look at a book	ar  start the car	or  shut the door	air  that's not fair	ir  whirl and twirl
			ou  shout it out	oy  toy for a boy

Speed Sounds Set 3

ea  cup of tea	oi  spoil the boy			
a-e  make a cake	i-e  nice smile	o-e  phone home	u-e  huge brute	aw  yawn at dawn
are  care and share	ur  nurse with a purse	er  a better letter	ow  brown cow	ai  snail in the rain
oa  goat in a boat	ew  chew the stew	ire  fire, fire!	ear  hear with your ear	ure  sure it's pure



# Task- How many sounds in the words?

1. *Special friends?*

pumpkin	claw
quit	brick
bright	spoil
hair	shout

# Blending

Blending- putting the phonemes (sounds) together to read the word

Oral blending is when children can hear the sounds in a word e.g. m-a-t= mat

Fred only speaks in sounds



All starts in Nursery

Now it's your turn... Fred says...!

# Decoding and blending

Decoding is saying the sounds and putting them together

Blending- putting the sounds (phonemes) together to read the word

As children progress  
they use...  
**FRED IN YOUR  
HEAD**

We use Fred to  
help us decode  
unknown words  
because he talks in  
sounds



Fred in your head for sight  
reading

# Task- Read the words

1. *Special friends?*
2. Fred talk
3. Read the word

cup	make
flower	flake
jump	blue
dive	book

# Segmenting

Segmenting is to break up a spoken word into separate sounds to spell.

## Complex Speed Sounds

### Consonant sounds

f	l	m	n	r	s	v	z	sh	th	ng
ff	ll	mm	nn	rr	ss	ve	zz	ti		nk
ph	le	mb	kn	wr	se		s	ci		
					c		se			
					ce					

b	c	d	g	h	j	p	qu	t	w	x	y	ch
bb	k	dd	gg		g	pp		tt	wh			tch
	ck				ge							
	ch				dge							

### Vowel sounds

a	e	i	o	u	ay	ee	igh	ow
	ea				ā-e	y	i-e	ō-e
					ai	ea	ie	oa
						e	i	o
							y	

oo	oo	ar	or	air	ir	ou	oy	ire	ear	ure
ū-e			oor	are	ur	ow	oi			
ue			ore		er					
ew			aw							
			au							



Fred  
fingers



Video

# Ditty and Story time



A time to apply taught sounds in a story.

They read it daily to build their confidence.

Comprehension questions to ensure full understanding of the text

Videos

# Sound blending books

Sound blending books provide an opportunity to decode and blend sounds together to read words, whilst having reinforcement of a picture, once they have read the word.



RWI book  
scheme starts



This is the first book we send home, when your child is ready

# Read Write Inc Story book progression guide

RWI book  
scheme  
finishes




End of  
Reception  
Expected level

Year 1 End  
of Autumn  
Expected  
level

End of Year 1  
Expected level

$\frac{1}{2}$  half term  
in Spring  
Year 2  
expected  
level





# What happens after Read Write Inc?

Turquoise

Purple

Gold  
star

White

Lime

Ruby


Black

Autumn Year 2  
Expected level

End of Year 2  
Expected level

Broadening  
their reading  
diet further

Continue to broaden  
their vocabulary and  
understanding of  
words and phrases




# In summary...

Speed Sound Lesson

Spelling

Ditty and story time- application of sounds



# What does a fluent reader look like?


Child who is reading 90-95% of the words by sight


Understands what they are reading

Uses the punctuation to support their fluency

Uses a narrators voice

Uses intonation






# Year 1 Phonic Screening Test

In the Summer Term  
you get the results  
with your child's  
report

They are assessed on 40  
words- 20 real, 20 alien  
words

Children have to self  
correct

Your child know it as a quiz and a time to  
show off their phonic learning with a familiar  
adult!



# Assessments and groupings

Assessed daily in  
their Phonic session

Half termly assessments  
and groupings changed  
accordingly

Adults will be assigned a  
storybook set to teach,  
not a year group

Children are assessed on:

- Sound knowledge
- Decoding accuracy
- Alien words
- Speedy reading

Ofsted commented:  
'Adults continually check the  
sounds that pupils do not know.  
Pupils who fall behind receive  
precise support so that they catch  
up quickly.'

# Story time at home top tips

Read in a comfy place... for your child

Give two choices of where to read...so you are still in control by limiting the choices



Video- Listening to your child read



Video- 10 things to think about when reading with your child

# Reading Ravers

Age appropriate  
targeted texts

Typically  
from Year 3  
Spring

A range of  
genres



Once in a while  
texts!



# Guided Reading

Vocabulary


Comprehension

Reading  
fluency

Year 5/6

**Vocabulary Questions**


2a: Give/explain the meaning of words in context.



Vocabulary Victor is there to help you work out the meaning of unknown words and phrases using context clues.

**Retrieval Questions**


2b: Retrieve and record information/identify key details from fiction and non-fiction.



Rex Retriever is there to help you to go into a text and just simply retrieve the facts and key details.

**Summary Questions**

2c: Summarise main ideas from more than one paragraph.



Summarising Sheba is there to remind you to summarise the main point(s) or main event(s) of a paragraph or text.

**Inference Questions**


2d: Make inferences from the text/explain and justify inferences with evidence from the text.



Inference Iggy will help you hunt for clues in a text about how someone might be feeling or why something is happening.

**Prediction Questions**


2e: Predict what might happen from details stated and implied



Predicting Pip tries to see the future and she will help you to work out what might happen next from clues in the text.

**Compare, Contrast & Comment Questions**

2f: Identify/explain how information/narrative content is related and contributes to meaning as a whole.  
2h: Make comparisons within the text.



Cassie the Commentator discusses the content of a paragraph/text and compares events and characters. Can you do the same?

**Author Choice Questions**

2g: Identify/explain how meaning is enhanced through choice of words and phrases.



Arlo the Author likes to help you to spot examples of ambitious vocabulary and figurative language, and explain how the words/phrases that have been used add to the meaning of the text.



# Reading strategies

## Special friends



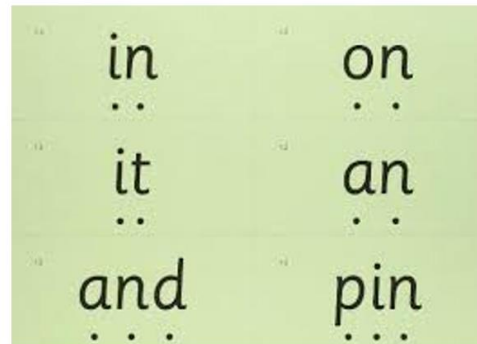
## Fred talk



## Read



## Dot and dash



**Vocabulary Questions with Victor**

- Can you find a noun/adjective/verb that tells/shows you that...?
- Why do you think that the author used the word... to describe...?
- Which other word on this page means the same as...?
- Find an adjective in the text which describes...



**Retrieval Questions with Rex**

- Who is/are the main character(s)?
- When/where is this story set? How do you know?
- Which is your favourite/worst/funniest/scariest part of the story? Why?
- Tell me three facts you have learned from the text.
- Find the part where...



**Sequencing Questions with Suki**

- What happens in the story's opening?
- How/where does the story start?
- What happened at the end of the...?
- What is the dilemma in this story? How is it resolved?
- Can you retell the story to me in 20 words or less?



**If They Can't Read a Word, Say:**

- Can you break it up?
- Which sounds do you know?
- Do you know a word that looks like it?
- Have a good guess.

# Oxford Owl

home.oxfordowl.co.uk/reading/reading-schemes-oxford-levels/read-write-inc-phonics-guide/



OXFORDOWL

Help

Contact Us

Teacher

Home

English ▾

Reading ▾

Maths ▾

At school

Bookshop ▾

Activities

Blog



## Read Write Inc. Phonics: a guide for parents



Home » Reading » Reading schemes, Levels, and Stages » Read Write Inc. – A guide for parents

### Read Write Inc. – A guide for parents

Reading by age

Activate WinC

Go to Settings to:

Phonics and word reading

# Book list- Books for topics



Search here...



Recommended children's booklists sorted by age or topic

New Books ▾

Booklists by Topic ▾

Booklists by Age ▾

Reading for Pleasure ▾

Seasonal Booklists

Resources ▾

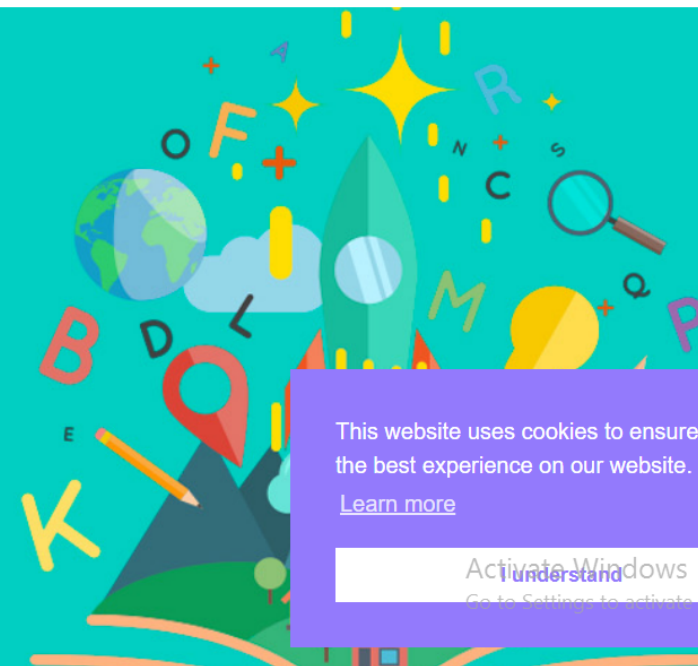
Blog

Handpicked For The Classroom

## Booklists For Your Next Topic

Browse our lists of recommended books and quality texts for topics on the primary curriculum. From Romans and rainforests to plants and poetry, we've got lists of the best children's books to support pupils learning about curriculum subjects through the primary school years.

[Browse Topic Booklists](#)



This website uses cookies to ensure you get the best experience on our website.

[Learn more](#)

Activate Windows  
Go to Settings to activate Windows.

[I understand](#)



# B66ks Ltd

[Home](#)

[Monthly Book Club](#)

[Events](#)

[Contact Us](#)

## 66 BookClub!

Welcome to the 66 Book Club! Where 66 Books is open one weekend a month to members of the public & not businesses.

Come alone, with a friend or bring your kids (no booking required) - **it's 70% off all books for everyone!**

Membership is just £2 p.a. and that includes your household.

You can become a member only at the book club during the appointed weekends.

Opening times 9am - 6pm.

[\(We cannot guarantee entry after 4pm. You may need a few hours to see everything\)](#)

Thank you for listening!

2023

Your  
feedback is  
always  
appreciated

