

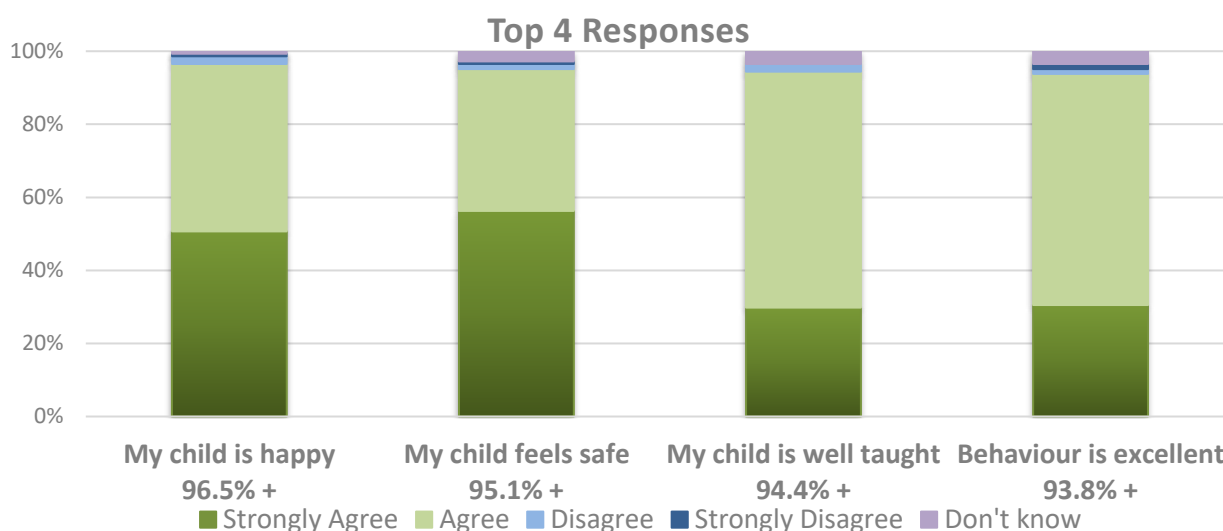
## Greenway Parent/Carer & Pupil Surveys 2025

Thank you to all of you who completed this year's survey, and/or supported your Nursery, Reception, Year 1 or 2 child(ren) to complete theirs. You will recall that KS2 pupils completed their surveys in class where we had a 100% return rate.

### Parent/Carer Survey Findings Summary

From a school population of 233 children, a total of 144 parent/carer responses were received which represents a very healthy 62% return. This is helpful to Governors and School Leadership as we reflect on findings and think about what, of your feedback, to build into the school's plans.

Greenway's parent/carer survey was designed around OFSTED's own Parent View Survey (which can be completed online at any time and is always circulated when an inspection takes place) but included minor amendments and some additional questions to maintain consistency with previous school surveys and to tailor our survey to our own setting.



There is much to celebrate from this year's parent/carer survey. It is very reassuring to see that your sense of your child(ren)'s **happiness** and **safety** at Greenway features so strongly (both recording over a 95% 'positive' rating (i.e. Strongly Agree or Agree responses)). These, together with **effective teaching** and **positive behaviour** (which you also gave exceptionally positive responses for), are critical to the delivery of a positive learning environment for all children.

Of the 18 multiple-choice questions that were asked of all respondents, 13 resulted in a positive rating from 78.5% or more of you and all 18 were higher than 62% (even where a high level of N/A responses were recorded).

Thank you to those of you who also left comments in open text. Again, it was good to see so many positive comments about Greenway's staff, it's child-centred approach and the happy, friendly environment. We also asked you to leave any comments you had about how Greenway might improve further and are equally grateful for that feedback. No single 'theme' was raised in more than 14% of responses and it was reassuring that all the key ones are issues on which school is already engaging or has now reported (i.e. WACCY, Site Security and After-School Activities).

Response data for *all* the statements in the parent/carer survey are shown overleaf.

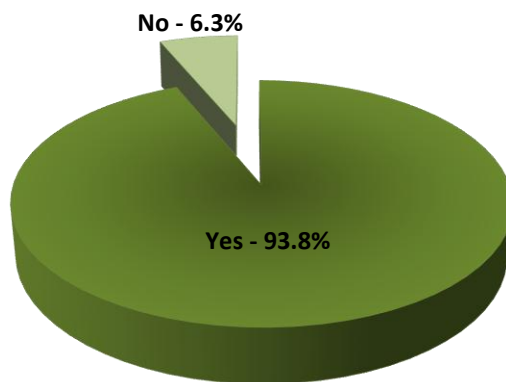
## Parent/Carer Survey - Data Responses in Detail

Statement	Strongly Agree	Agree	Disagree	Strongly Disagree	Overall 😊 or 😞	Don't know
1. My child is happy at Greenway <sup>PV</sup>	50.7% (73)	45.8% (66)	2.1% (3)	0.7% (1)	96.5% 😊	0.7% (1)
2. My child feels safe at Greenway <sup>PV</sup>	56.3% (81)	38.9% (56)	1.4% (2)	0.7% (1)	95.1% 😊	2.8% (4)
3. Greenway has high expectations for my child <sup>PV</sup>	23.6% (34)	56.9% (82)	7.6% (11)	2.1% (3)	80.6% 😊	9.7% (14)
4. Greenway understands and responds to my child's needs	20.8% (30)	69.4% (100)	4.9% (7)	1.4% (2)	90.3% 😊	3.5% (5)
5. The school makes me aware of what my child will learn during the year <sup>PV</sup>	15.3% (22)	63.2% (91)	16.0% (23)	2.1% (3)	78.5% 😊	3.5% (5)
6. Greenway encourages and expects excellent behaviour <sup>PV</sup>	30.6% (44)	63.2% (91)	1.4% (2)	1.4% (2)	93.8% 😊	3.5% (5)
7. Greenway responds effectively to instances of inappropriate behaviour <sup>PV</sup>	20.1% (29)	46.5% (67)	5.6% (8)	2.8% (4)	66.7% 😊	25.0% (36)
8. My child is encouraged to recognise and value the different skills and attributes of their classmates	21.5% (31)	45.8% (66)	5.6% (8)	1.45% (2)	67.4% 😊	21.5% (31)
9. When I have raised concerns with the school they have been dealt with properly * <sup>PV</sup>	20.1% (29)	42.4% (61)	9.7% (14)	3.5% (5)	62.5% 😊	24.3% (35)
10. I think that my child is well taught at Greenway	29.9% (43)	64.6% (93)	2.1% (3)	0	94.4% 😊	3.5% (5)
11. My child does well at Greenway <sup>PV</sup>	29.2% (42)	61.8% (89)	6.3% (9)	0.7% (1)	91.0% 😊	2.1% (3)
12. Greenway communicates with me effectively about my child's progress <sup>PV</sup>	15.3% (22)	64.6% (93)	15.3% (22)	1.4% (2)	79.9% 😊	3.5% (5)
13. Greenway communicates with me effectively about school life	14.6% (21)	54.2% (78)	20.8% (30)	6.9% (10)	68.8% 😊	3.5% (5)
14. There is a broad range of subjects available to my child at Greenway <sup>PV</sup>	16.7% (24)	61.8% (89)	10.4% (15)	0.7% (1)	78.5% 😊	10.4% (15)
15. My child can take part in clubs and activities at Greenway <sup>PV</sup>	19.4% (28)	47.2% (68)	18.1% (26)	9% (13)	66.7% 😊	6.3% (9)
16. Greenway supports my child's mental health and wellbeing <sup>PV</sup>	26.4% (38)	57.6% (83)	6.3% (9)	0.7% (1)	84.0% 😊	9.0% (13)
17. I think that the school is well led and managed	29.2% (42)	62.5% (90)	9.4% (7)	1.4% (2)	91.7% 😊	2.1% (3)

\* Note that the final response option for Statement 9 only was 'I don't know' OR 'I have not raised a concern'.

<sup>PV</sup> Denotes a statement that is also included in OFSTED's online Parent View Survey.

**18. If asked, I would recommend Greenway to another family**



Statement	Strongly Agree	Agree	Disagree	Strongly Disagree	Overall 😊 or 😞	Don't know
<b>19. My child has SEND and the school gives them the support they need to succeed **</b>	27.3% (6)	45.5% (10)	4.5% (1)	13.6% (3)	85.7% 😊	9.1% (2)

\*\*Note that this statement was only applicable to parents and carers who have a child with Special Educational Needs and/or Disabilities (SEND) hence the smaller response rate.

**Parent/carer - comments**

At the end of the survey, you had the opportunity to tell us, in free text, ONE thing you like best about Greenway and ONE thing you think Greenway could do to improve. Some of you chose not to provide comments, while others chose to comment on more than one 'theme'. For our analysis, all comments received were classified by theme and every comment (albeit anonymised) has been seen and considered by the Senior Leadership Team.

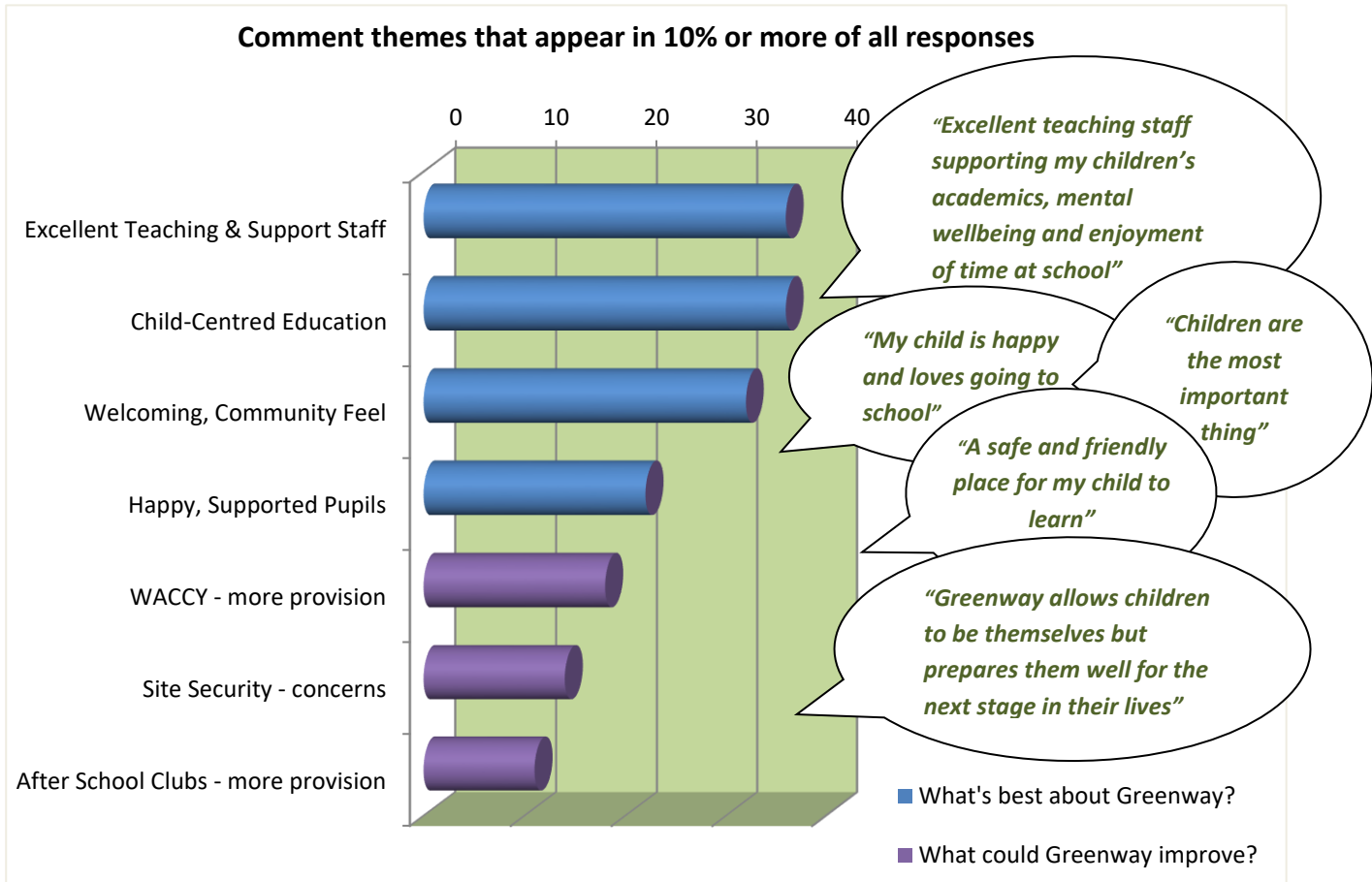
Many themes were only raised by a single respondent or by just a couple of you (or sometimes by the same respondent but responding for different children in different school years). These continue to be welcomed and valued for consideration moving forward, though our report here necessarily focusses on the themes that were raised most frequently and that were included in at least 10% of the comments that were provided.

**What parents/carers like best about Greenway...**

131 of you provided responses to this question, from which there were a total of 165 comments for classification. You can see the lead findings overleaf.

**What parents/carers think we could improve upon at Greenway...**

132 of you provided responses to this question, from which there were a total of 135 comments for classification. You can see the lead findings overleaf.



## Greenway Pupil Surveys

Pupils in Foundation Stage & Key Stage 1 (Nursery, Reception & Years 1 & 2) completed a different survey (with parental/carer support at home) to the one for pupils in Key Stage 2 (Years 3 to 6). All pupils in KS2 (100%) completed the survey in class, which means we can be very confident that the data from that survey gives us a reliable understanding of their views at the time of the survey.

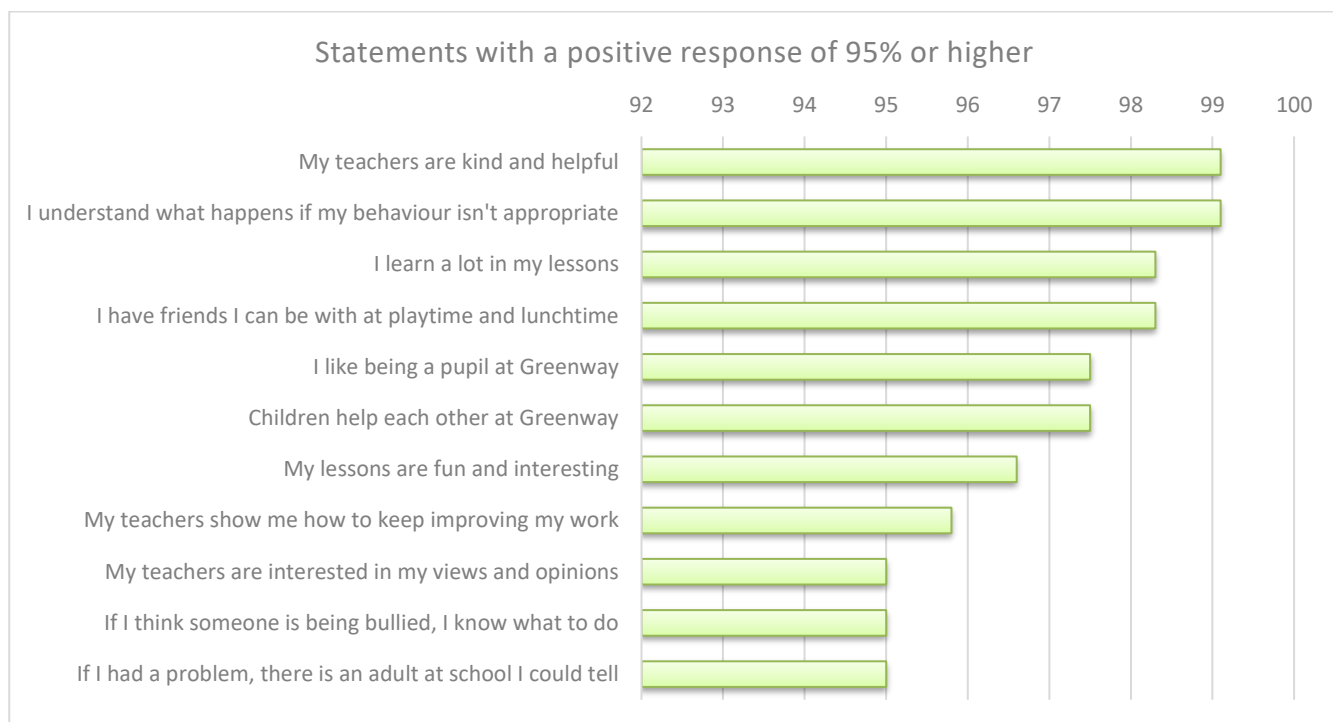
Responses from just over a quarter of pupils (26%) in Foundation Stage and KS1 were received. Thank you to all parents/carers who supported their children to do this at home. While this is a much less strong return than for KS2, the data still offers insight and supports feedback that school already collects throughout the year through 'pupil voice' opportunities.

Pupil voice feedback is regularly sought by staff, governors and external advisers from a wide range of pupils across all year groups and on a range of subjects, to help us understand what pupils think about many different aspects of school life.

### Key Stage 2 (Years 3-6) - A snapshot of key findings

Pupils in Years 3 to 6 each answered 17 closed response questions, plus two open text questions about what they like best about their school and what one thing they would do to make school even better. What follows is a summary of the findings.

Overwhelmingly, Greenway pupils expressed an exceptionally positive relationship with their teachers (Teachers and Teaching Assistants) including a response from all but one child (99.1%) that their **teachers are kind and helpful**. It is also very reassuring that the same number (99.1%) said they understood what would happen **if their behaviour was not appropriate**. Combined with positive responses of over 95% for 9 further questions (and positive responses over 90% for all but one question in the whole survey), overall, we can see that our pupils understand the expectations that school has for them and that they are very positive about being at Greenway.



With what is still a very positive result, at 89.1%, the least positive return was in response to the statement 'At school I learn things that can help me with difficult feelings'; to this statement a total of 13 (of the 119 KS2 pupils surveyed) responded 'No'.

### What KS2 pupils think is the best thing about Greenway...

The top 'theme' by some way (suggested by just over a third of all KS2 pupils) was **'friends and friendships'**. Another very popular theme (commented on by over a quarter of all KS2 pupils) was **'lessons, learning and my teachers'**. **'PE/School Sport'**, **'Lunchtime/Playtime and Use of Outdoors'** and **'Kindness - of pupils and teachers'** were also popular, commented on in at least 15% of all responses.

### What KS2 pupils think they would do to make Greenway even better...

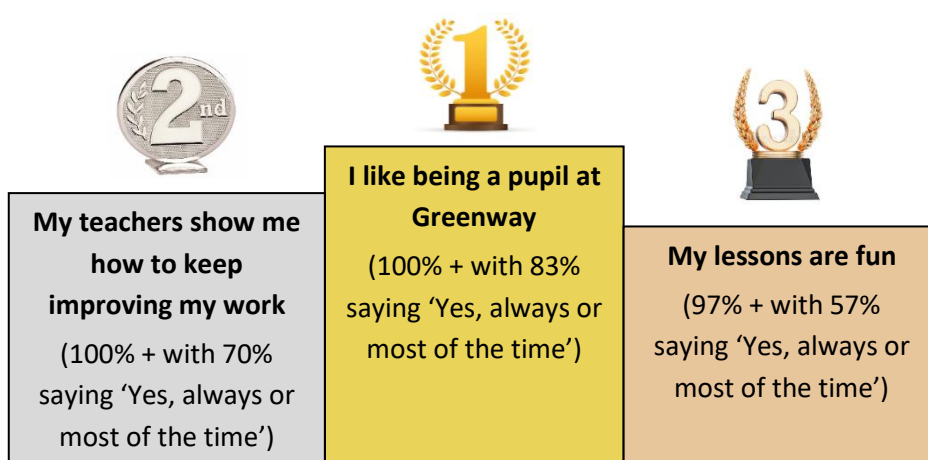
There was much less consistency in these responses, with many suggestions appearing only once or twice. The only two themes to be mentioned in reasonable numbers were **'More outdoor equipment'** (raised by just under a quarter of KS2 pupils) and **'More PE/School Sport'** (raised by around 10% of KS2 pupils). A handful of pupils wanted **'Longer breaks'**, while 4 children wanted a **'School Pet'** and 3 said that a **'School Gaming Centre'** would help.

## Foundation Stage & Key Stage 1 (Nursery to Year 2) - A snapshot of key findings

For our youngest pupils, parents/carers were asked to offer their support in helping complete a short survey at home. Thank you to all of you who did that with your children.

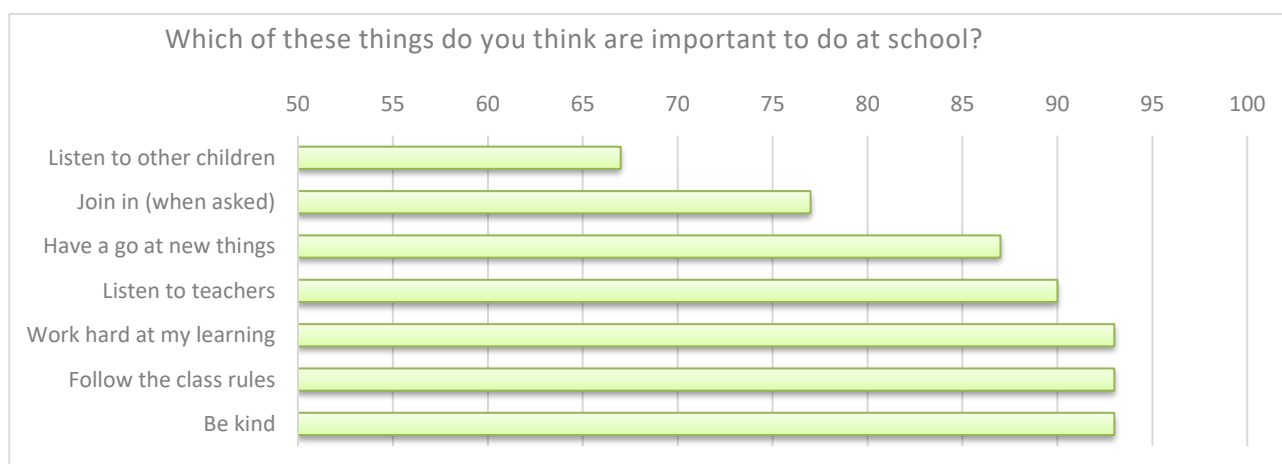
A total of 30 responses were returned from the 114 children (26%) in Nursery to Year 2 inclusive. This was a lower return rate than we had hoped for and lower (by some way) than had been achieved in previous years (where the comparative return rate was 42%). As a result, the findings need to be treated with a degree of caution.

The top responses received tell us that the children like being a pupil at Greenway, that their teachers show them how to improve their work, and that they think their lessons are fun.



We are delighted that the overall picture for our youngest pupils is that they enjoy being at Greenway and that they are happily engaged with their learning. Feedback also showed that they thought they learnt a lot of new things at school and that they are resilient learners (able to identify a wide range of options to try if they ever find something hard or get stuck in a lesson).

The children were also asked about whether they recognised as important, certain aspects of the school's ethos (i.e. messages that school sets out to instil consistently). Again, the responses were overwhelmingly positive, as follows:



When asked if they ever **worry about school**, over half (17) said that they don't worry about this. None of the children who responded said that school is something they worry about *often*, but this leaves 13 of the 30 respondents who do *sometimes* worry. The most frequent reason for worrying related to friendships ('no one to play with/people not talking to me') (7). This was followed by 'missing parents/home' (3) and 'difficulty/confusion with a subject' (3). While the sample size is relatively small this year, this is nevertheless 'one to watch' given that the 'sometimes' response this year is almost twice what it was in comparison to the answers to the same question in 2022.

As for KS2 children, the survey for this younger age group also enabled children to tell us what they like best about Greenway. There were 38 different 'themes' offered in the 30 responses, many just once or twice. However, the most frequent mention was for **'Playing/Toys/Play Corner/Child Initiated Play'** (7). **'Drawing/Art/Craft'** (4) and **'Phonics'** (4) were next, with 'The Playground', 'Friends', 'Teachers' and 'Numbers/Maths' all receiving 3 votes.

## **Greenway's Response to the 2025 Survey Findings**

Overall, the 2025 parent/carer survey data is incredibly positive with findings that any school would be proud to receive. You report that your children are overwhelmingly happy/positive, safe, well-taught and the subject of high behaviour-expectations at Greenway. In comments, you tell us that you particularly appreciate the staff (the quality of teaching, the learning environment they provide and the support they offer), the friendly community feel of the school and that the children are at the centre of all that Greenway does.

While the data is exceptionally reassuring, there are understandably a couple of 'winners' and 'losers' (since the last survey in 2022) that are worth mentioning.

This year, more of you told us that your child does well at Greenway (up from 90% in 2022 to 91% this year). However, the biggest improvements relate to Communications. Specifically in respect of 'making you aware of what your child will learn', the positive rating rose from 73% in 2022 to 79% this year, while 'communicating with you about your child's progress' rose from 68% to 80%. These are areas which were flagged for attention in the last survey, and which have been the subject of Parent Forum discussions to support progress in the last few years, so it is rewarding to see that you agree that they have improved.

Of course there is further still to go, particularly as the rating for 'general communications home' fell 8 percentage points this year compared with 2022. That is always going to present some challenges; school will always need to battle with late notice of events/information/changes, plus limited office staff and hours in the day to put communications together, while parents/carers are equally battling to manage volumes of information from school (and elsewhere), often at the end of a long working day. Some of you have been good enough to explain in your comments where the most significant 'pinch points' are, and school will renew efforts to seek to address these.

From parent/carer comments, some shifts in emphasis are also evident, particularly regarding areas for suggested improvement. In 2022, the top 'theme' related to a request for increased

parental involvement. In this survey, that was mentioned by only 3 of you, giving way instead to requests for more WACCY provision (18) and more After School Club provision (13). You will therefore be pleased to know that Governors and the Senior Leadership Team are actively reviewing both of these and will continue to press to expand provision wherever this can be done safely and in line with the school's ethos of keeping its children at the centre of everything it does. To do this we need to find individuals and clubs that can deliver the provision we would like to offer, at the standards demanded by our Headteacher for her pupils. This is a constant challenge in the current market. We readily acknowledge your requests here and can advise that we are already actively working to better meet demand, while not compromising on all that you also say you hold dear about Greenway.

We note that another key theme that you suggested for improvement was Site Security. This issue was mentioned in 11% of the comments received (and from 14 families once duplicate comments for children from the same family but in different year groups had been removed). It is always an absolute priority to keep children safe in every way at school and Greenway continues to take and follow professional advice – including on site security concerns that had already been raised by parents/carers – about how best to do this. It was reassuring to note that only 3 parents/carers disagree with the statement 'my child feels safe at Greenway.'

Finally, it would be remiss not to mention a 'theme' that, for the first time emerges across all three of the surveys that we undertake. That relates to pupil wellbeing. While the numbers are still relatively small, in the parent/carer survey, 10 of you tell us that you disagree that 'Greenway supports my child's mental health and wellbeing' while a further 13 of you say that you don't know whether it does or not. At KS2, we have already reported that 13 (of the 119 Year 2-6) pupils said that No, they 'did not learn things that could help them with difficult feelings', and among our youngest pupils, we noted the significant increase (albeit in a much-reduced sample size) in those who 'sometimes worry at school'.

Whilst these findings clearly reflect some of the wider societal trends towards childhood anxiety, Greenway is determined to do all it can to support your children - and to support you in supporting your children - in developing healthy mental wellbeing and emotional resilience to the greatest extent possible.

We will continue to 'drip-feed' key messages and experiences to your children daily in class, weekly in assemblies and periodically through expert workshops (like the Happy Human project that worked with every year group in February this year). We will deliver the programme of work (from ongoing staff training to deliver routine best practice, to ensuring more individual interventions) that saw us recently awarded a much-coveted 'Advanced Practice in Hertfordshire Emotional Wellbeing in Schools Mark'. We will continue to work in partnership with the Education Mental Health Practitioner (EMHP) allocated to us for one morning each week following a successful submission to the service. The EMHP works in junction with the school Mental Health Leads to identify and offer early wellbeing interventions to families and school. We will renew our subscription to Tooled-Up Education for the next academic year, giving you complete access to their evidence-based advice, workshops and support. We note that just over 60% of you have

already signed up. This is positive but we will continue to remind you about the availability of these highly valuable resources so they readily come to mind at any point when you feel you may have need of them. We have also recently carried out our annual review of school's Pupil Behaviour Policy so know that all the links in Annex B (Useful Strategies For Promoting Positive Behaviour) are working and that the support offered there continues to be in line with current best practice and with what staff at Greenway deliver in school. We will also continue to be available to you, to listen and support, if ever you feel your child is beginning to struggle to thrive.

## **Conclusion**

Thank you once again to those of you who completed the parent/carer survey and also to those who supported our youngest pupils with completion of their survey. Pupil survey results will be shared with the children in school though you are welcome to use parts of this report to discuss findings that are relevant to them, if you wish and if the opportunity arises.

We hope you find the report useful; that the insight it provides accords with your sense of Greenway and that it reassures you about our drive for continuous improvement in the best interests of your child/ren.